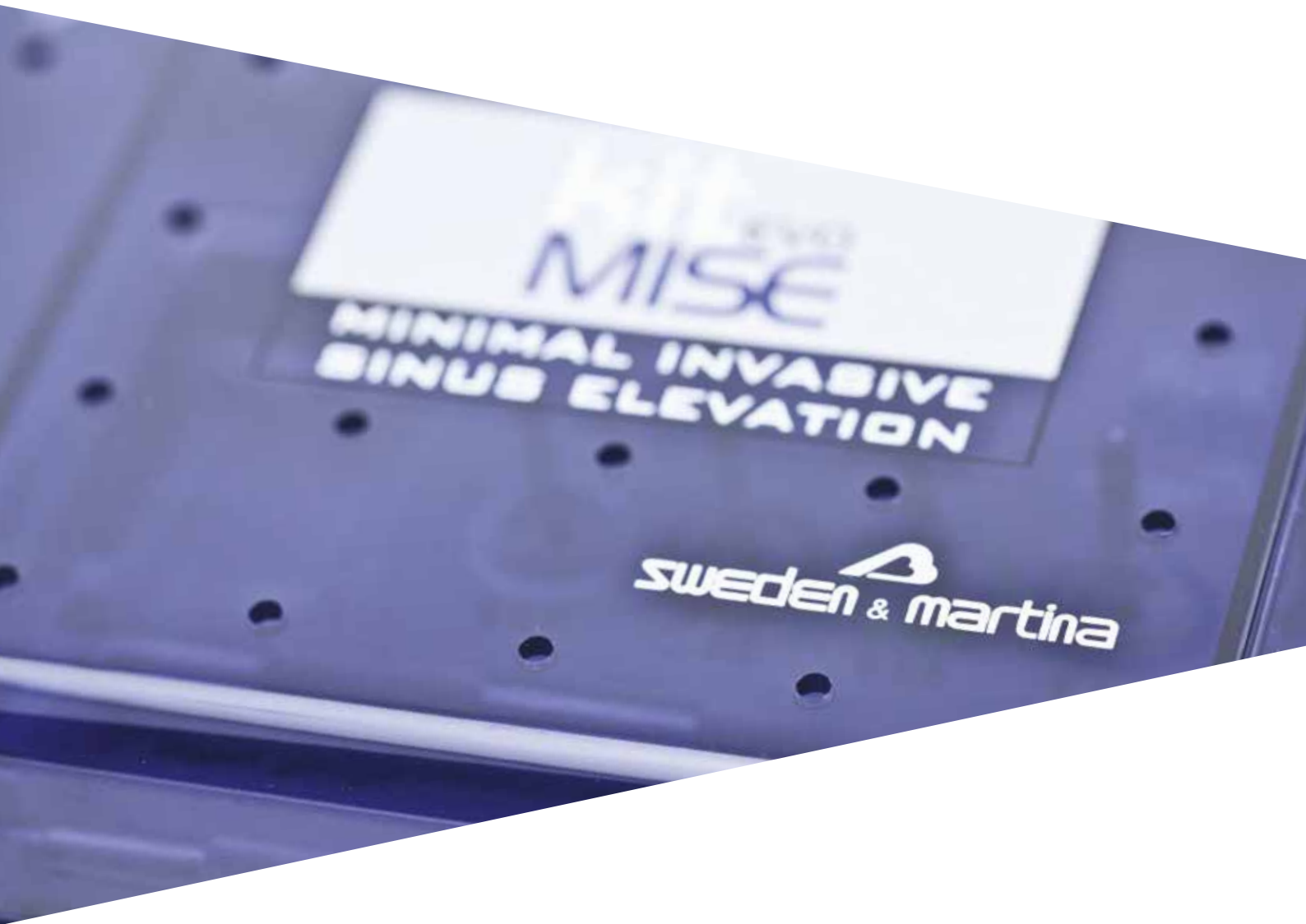


MINIMAL INVASIVE
SINUS ELEVATION
M.I.S.E. EVO Kit





M.I.S.E. Evo kit

Minimally invasive sinus elevation non traumatic technique for sinus elevation with transcrestal approach

The aim of M.I.S.E. technique is the non traumatic and gradual elevation of the sinus floor up to a maximum of 5 mm with respect to the initial situation. Depth stops of different lengths (1 mm) are easy to be assembled and make the operation safe, easy and fast. The M.I.S.E. EVO kit is complete with drills and bone filling carriers of 3 different diameters (3.00, 3.40 and 4.00 mm) then allows the insertion of any kind of implant with diameter 3.30 and 5.00 mm (Premium Straight).

- No need to open a lateral access.
- Cortical sinus floor lifting performed with gradual steps of 1 mm each.
- Reduced surgical time in comparison to traditional sinus elevation techniques.
- Recover of bone height up 5 to 10 mm.
- Compatibility with any type of implants with a range diameter between 3 to 5 mm.
- Drills and bone filling carriers are provided with stops for maximum safety.
- Insertion and removal of the stops and carriers are simple, quick and safe.
- Highly mechanical resistant instruments.
- Tray in autoclavable Radel, to grant the maximum hygiene.
- Highly comfortable for the patient.
- High proven clinical success reported in many international publications.



code	description
ZMISE* 	M.I.S.E. EVO Kit (Minimally Invasive Sinus Elevation), complete with all instruments
MISE-TRAY* 	Tray for M.I.S.E. EVO Kit, empty (tray only)



Picture 1. Breaking of sinus floor



Picture 2. Lifting of Schneider membrane by keeping its integrity



Picture 3. Insertion of bone filling



Picture 4. Implant insertion

Clinical case:

Courtesy of Dr. Giorgio Carusi, Pistoia, Italy



Picture 1. Pre-operation X-ray: an initial crest height of 4 mm is noticed.













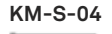
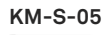
Picture 2. Insertion of 11.50 high Premium implant in 1.5 area.













Picture 3. X-ray check after 5 years, where the sinus lift was performed with M.I.S.E. EVO technique. An increase of bone density can be noticed.

Bibliography

- Sisti A., Canullo L., Mottola M.P., Iannello G.; Biomed Tech (Berl). 2012 Jan 9;57(1):45-51; doi: 10.1515/bmt-2011-0038; PMID: 22718591; [PubMed - in process]
- Sisti A., Canullo L., Mottola M.P., Iannello G.; A case series on a crestal sinus elevation with rotary instruments, European Journal of Oral Implantology, Summer; 4(2), 2011; 145-152.
- Esposito M., Grusovin M.G., Coulthard P., Worthington H.V.; The efficacy of various bone augmentation procedures for dental implants: a Cochrane systematic review of randomized controlled clinical trials. Int J Oral Maxillofac Implants. 2006 Sep-Oct; 21(5):696-710.
- Carusi G.; The Minimal Invasive Sinus Elevation Technique. Scientific Poster, 15° European Association for Osseointegration, 5-7 Oct 2006; Scientific Poster, 12° International FRIADENT Symposium, 24-25 March 2006.
- Kitamura A.; Drill device for sinus lift. Implant Dent 2005 Dec;14(4):340-1.
- Cosci F., Luccioli M.; A new sinus lift technique in conjunction with placement of 265 implants: a 6-year retrospective study. Implant Dent. 2000;9(4):363-8.
- Bernardello F., Righi D., Cosci F., Bozzoli P., Carlo M.S., Spinato S.; Crestal sinus lift with sequential drills and simultaneous implant placement in sites with <5 mm of native bone: a multicenter retrospective study. Implant Dent. 2011 Dec;20(6):439-44.
- Tilotta F., Lazaroo B., Gaudy J.F.; Gradual and safe technique for sinus floor elevation using trephines and osteotomes with stops: a cadaveric anatomic study. Oral Surg Oral Med Oral Pathol Oral Endod 2008; 106:210-216.

code	description
KM-F-200 	Initial drill, Ø 2.00 mm
KM-F-250 	Intermediate drill, Ø 2.50 mm
KM-F-B300 	Break up drill, Ø 3.00 mm
KM-F-C300 	Chamfered drill, Ø 3.00 mm
KM-F-R300 	Rounded drill, Ø 3.00 mm
KM-F-R340 	Rounded drill, Ø 3.40 mm
KM-F-R400 	Rounded drill, Ø 4.00 mm
KM-S-01 	Stop for both drills and bone filling carriers, L. 1 mm
KM-S-02 	Stop for both drills and bone filling carriers, L. 2 mm
KM-S-03 	Stop for both drills and bone filling carriers, L. 3 mm
KM-S-04 	Stop for both drills and bone filling carriers, L. 4 mm
KM-S-05 	Stop for both drills and bone filling carriers, L. 5 mm

code	description
KM-S-06 	Stop for both drills and bone filling carriers, L. 6 mm
KM-S-07 	Stop for both drills and bone filling carriers, L. 7 mm
KM-S-08 	Stop for both drills and bone filling carriers, L. 8 mm
KM-S-09 	Stop for both drills and bone filling carriers, L. 9 mm
KM-S-10 	Stop for both drills and bone filling carriers, L. 10 mm
KM-S-11 	Stop for both drills and bone filling carriers, L. 11 mm
KM-S-12 	Stop for both drills and bone filling carriers, L. 12 mm
KM-S-13 	Stop for both drills and bone filling carriers, L. 13 mm
KM-C-PROF-300 	Double function instrument, on one end depth gauge, on the other end bone filling carrier Ø 3.00 mm
KM-C-340-400 	Double size bone filling carrier, on one end Ø 3.40 mm, on the other end Ø 4.00 mm



Sweden & Martina S.p.A.
Via Veneto, 10
35020 Due Carrare (PD), Italy
Tel. +39.049.9124300
Fax +39.049.9124290
info@sweden-martina.com
www.sweden-martina.com

Sweden & Martina Ltd
Unit 45
Basepoint Business Centre Metcalf
Way, Crawley,
West Sussex, RH11 7XX, UK
Toll free 0800 1123575
info.uk@sweden-martina.com

Distributor in the USA:
Sweden & Martina Inc.
Abbottstown, 17301 PA, US
Toll free 844-8MARTINA 844-862-7846
info.us@sweden-martina.com

Sweden & Martina Mediterranea S.L. - España
info.es@sweden-martina.com
Sweden & Martina Lda - Portugal
info.pt@sweden-martina.com

The implants and surgical instruments contained in this brochure are Medical Devices and are manufactured by Sweden & Martina S.p.A. They conform to the ISO 9001 and ISO 13485 standards and are certified with the CE 0476 mark (Class IIA M.I.S.E. Evo) in compliance with European Medical Device Directive No. 93/42 and European Directive No. 2007/47/CE.

We have met the good manufacturing standards (GMP) set forth by many countries worldwide, including the United States FDA.



Some products may not be regulatory/released for sale in all markets.
All trademarks herein are the property of Sweden & Martina S.p.A. unless otherwise indicated.
This material is intended for laboratories and clinicians and is not intended for patient distribution.
This material is not to be redistributed, duplicated, or disclosed without the express written consent of Sweden & Martina S.p.A.
For additional product information, including indications, contraindications, warnings, precautions, and potential adverse effects, see Sweden & Martina S.p.A. website.

The contents are updated at the time of publication. Check with the company for any subsequent updates.



rev. 10-15
v.03