

CSR  
*Catalogo*





Sweden & Martina



Dental Arena



E Shop



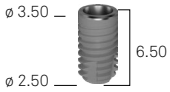
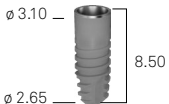
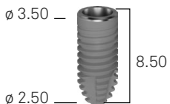
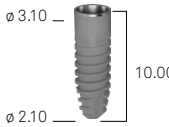
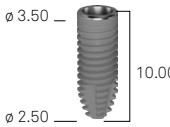
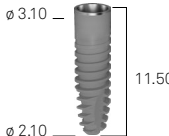
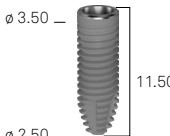
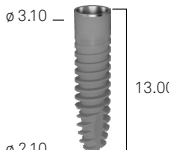
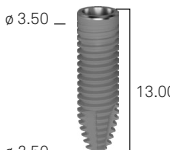
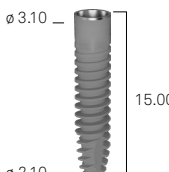
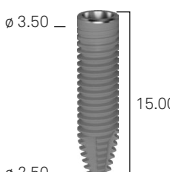
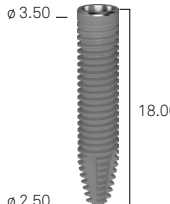
# CSR

## Indice

4	Impianti CSR
7	Caso clinico per gentile concessione del dott. Giuseppe Pellitteri, Bolzano
8	CSR: la sicurezza della connessione conica, la versatilità della morfologia endossea
10	Superficie ZirTi: è l'ideale per l'osteointegrazione
11	Connessione conica DAT
12	Kit chirurgici
16	Kit chirurgico per la chirurgia guidata
20	Strumenti chirurgici opzionali
21	Strumenti chirurgici opzionali
23	Transmucose di guarigione
26	Condizionatori tissutali
27	Fase di impronta e modello
28	Pilastrini provvisori SIMPLE
29	Pilastrini
31	Pilastrini fresabili
32	Sistema di estrazione per pilastrini
32	Linea protesica PAD <sup>e</sup> (Protesi Avvitata Disparallela Estetica)
35	Protesi su abutment PLAIN
36	Soluzioni protesiche digitali
36	Scanbody
37	T-Connect
39	T-Connect per unità Chairside
42	Premilled
43	Interfasi per foro angolato
44	Protesi conometrica Conico
47	Soluzioni per overdenture
49	Viti protesiche intraorali e da laboratorio

# Impianti CSR

## connessione DAT-N

	Straight Neck	Straight Neck
h fixture	∅ 3.00ST 	∅ 3.50ST 
6.50 mm	-	 <b>VSR-ZT-350ST-065</b>
8.50 mm	 <b>VSR-ZT-300ST-085</b>	 <b>VSR-ZT-350ST-085</b>
10.00 mm	 <b>VSR-ZT-300ST-100</b>	 <b>VSR-ZT-350ST-100</b>
11.50 mm	 <b>VSR-ZT-300ST-115</b>	 <b>VSR-ZT-350ST-115</b>
13.00 mm	 <b>VSR-ZT-300ST-130</b>	 <b>VSR-ZT-350ST-130</b>
15.00 mm	 <b>VSR-ZT-300ST-150</b>	 <b>VSR-ZT-350ST-150</b>
18.00 mm	-	 <b>VSR-ZT-350ST-180</b>






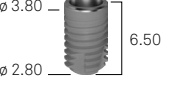
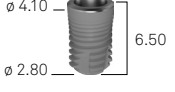
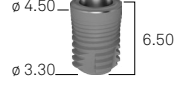
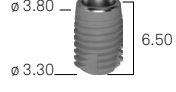
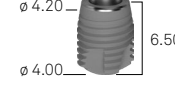
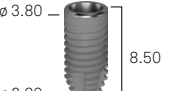
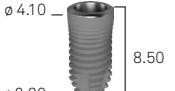
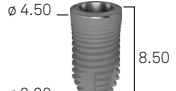
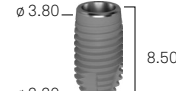

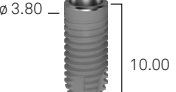
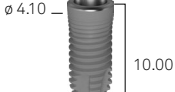
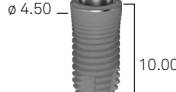
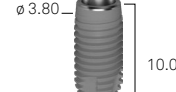

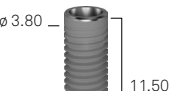
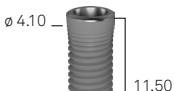
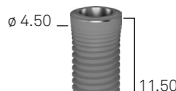
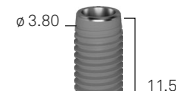

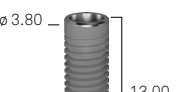
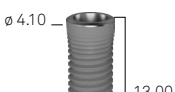
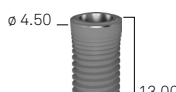
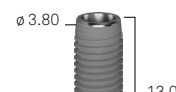



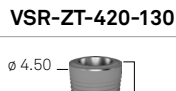
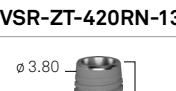









Vite chirurgica di chiusura - inclusa






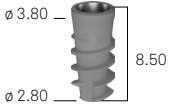
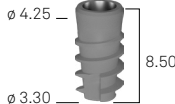
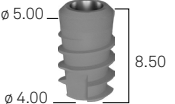
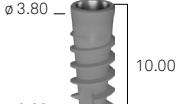
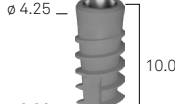
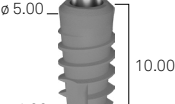
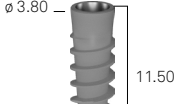
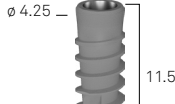
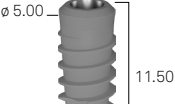
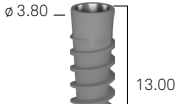
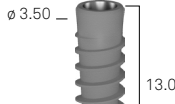
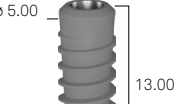
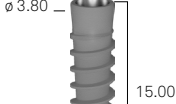
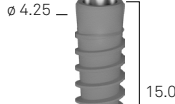
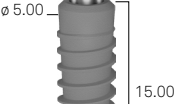



VSR-VT-N



VSR-VT-N

connessione DAT				
Straight Neck	Wide Neck	Wide Neck	Reduced Neck	Reduced Neck
$\phi$ 3.80ST 	$\phi$ 3.80 	$\phi$ 4.20 	$\phi$ 4.20RN 	$\phi$ 5.00RN 
 <b>VSR-ZT-380ST-065</b>	 <b>VSR-ZT-380-065</b>	 <b>VSR-ZT-420-065</b>	 <b>VSR-ZT-420RN-065</b>	 <b>VSR-ZT-500RN-065</b>
 <b>VSR-ZT-380ST-085</b>	 <b>VSR-ZT-380-085</b>	 <b>VSR-ZT-420-085</b>	 <b>VSR-ZT-420RN-085</b>	 <b>VSR-ZT-500RN-085</b>
 <b>VSR-ZT-380ST-100</b>	 <b>VSR-ZT-380-100</b>	 <b>VSR-ZT-420-100</b>	 <b>VSR-ZT-420RN-100</b>	 <b>VSR-ZT-500RN-100</b>
 <b>VSR-ZT-380ST-115</b>	 <b>VSR-ZT-380-115</b>	 <b>VSR-ZT-420-115</b>	 <b>VSR-ZT-420RN-115</b>	 <b>VSR-ZT-500RN-115</b>
 <b>VSR-ZT-380ST-130</b>	 <b>VSR-ZT-380-130</b>	 <b>VSR-ZT-420-130</b>	 <b>VSR-ZT-420RN-130</b>	 <b>VSR-ZT-500RN-130</b>
 <b>VSR-ZT-380ST-150</b>	 <b>VSR-ZT-380-150</b>	 <b>VSR-ZT-420-150</b>	 <b>VSR-ZT-420RN-150</b>	-
 <b>VSR-ZT-380ST-180</b>	 <b>VSR-ZT-380-180</b>	 <b>VSR-ZT-420-180</b>	 <b>VSR-ZT-420RN-180</b>	-
 <b>VSR-VT</b>	 <b>VSR-VT</b>	 <b>VSR-VT</b>	 <b>VSR-VT</b>	 <b>VSR-VT</b>

# Impianti CSR RF SL

connessione DAT			
h fixture	ø 3.80 	ø 4.25 	ø 5.00 
6.50 mm	-	-	-
8.50 mm	 ø 3.80 ø 2.80 <b>VS-ZT-380SL-085</b>	 ø 4.25 ø 3.30 <b>VS-ZT-425SL-085</b>	 ø 5.00 ø 4.00 <b>VS-ZT-500SL-085</b>
10.00 mm	 ø 3.80 ø 2.80 <b>VS-ZT-380SL-100</b>	 ø 4.25 ø 3.30 <b>VS-ZT-425SL-100</b>	 ø 5.00 ø 4.00 <b>VS-ZT-500SL-100</b>
11.50 mm	 ø 3.80 ø 2.80 <b>VS-ZT-380SL-115</b>	 ø 4.25 ø 3.30 <b>VS-ZT-425SL-115</b>	 ø 5.00 ø 4.00 <b>VS-ZT-500SL-115</b>
13.00 mm	 ø 3.80 ø 2.80 <b>VS-ZT-380SL-130</b>	 ø 4.25 ø 3.30 <b>VS-ZT-425SL-130</b>	 ø 5.00 ø 4.00 <b>VS-ZT-500SL-130</b>
15.00 mm	 ø 3.80 ø 2.80 <b>VS-ZT-380SL-150</b>	 ø 4.25 ø 3.30 <b>VS-ZT-425SL-150</b>	 ø 5.00 ø 4.00 <b>VS-ZT-500SL-150</b>
18.00 mm	-	-	-
Vite chirurgica di chiusura - inclusa	 <b>VSR-VT</b>	 <b>VSR-VT</b>	 <b>VSR-VT</b>

## Viti chirurgiche di chiusura con sistema di ritenzione di sicurezza

connessione DAT-N



connessione DAT



## Caso clinico per gentile concessione del dott. Giuseppe Pellitteri, Bolzano

Paziente maschio di 70 anni con frattura di perno in zirconia sull'elemento 31. Dopo l'estrazione dell'elemento residuo un impianto CSR di diametro ridotto viene inserito e caricato immediatamente.




Situazione iniziale: l'elemento 31 presenta una frattura del perno in zirconia



Rx pre chirurgia



Viene pianificata l'estrazione dell'elemento residuo e realizzata una Rx post-estrattiva



Impianto CSR  $\varnothing$  3.00 mm Straight Neck inserito a seguito dell'estrazione. Dati gli spazi protesici ristretti è stato scelto un impianto dalla spira performante a diametro ridotto



L'impianto viene caricato immediatamente con un pilastro preformato per avvitamento diretto

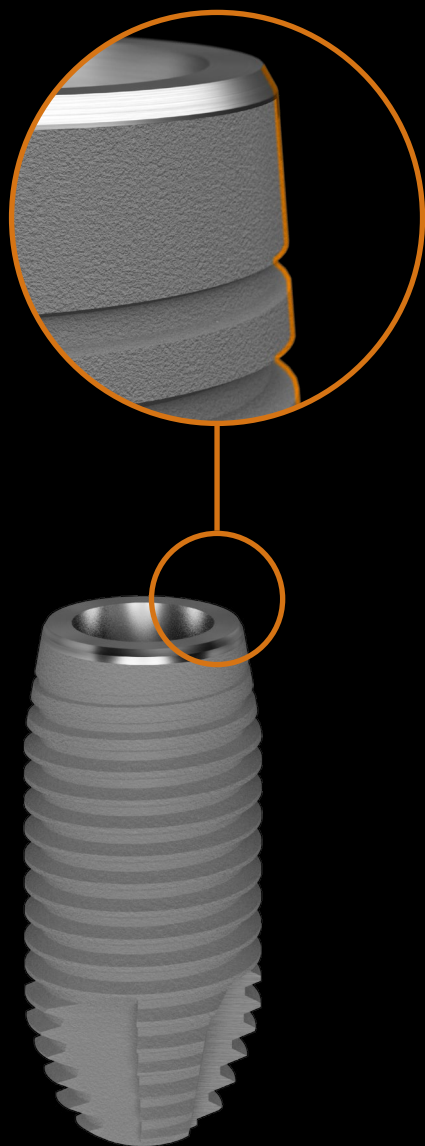


Rx post chirurgia



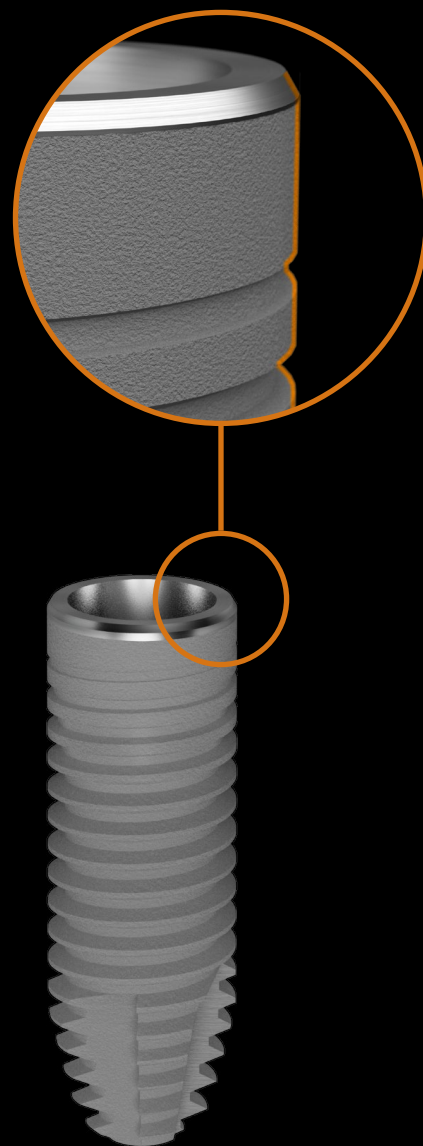
Provvisorio a 6 giorni dalla chirurgia. Si noti la buona guarigione dei tessuti molli

# CSR: la sicurezza della connessione conica, la versatilità della morfologia endossea



## REDUCED NECK

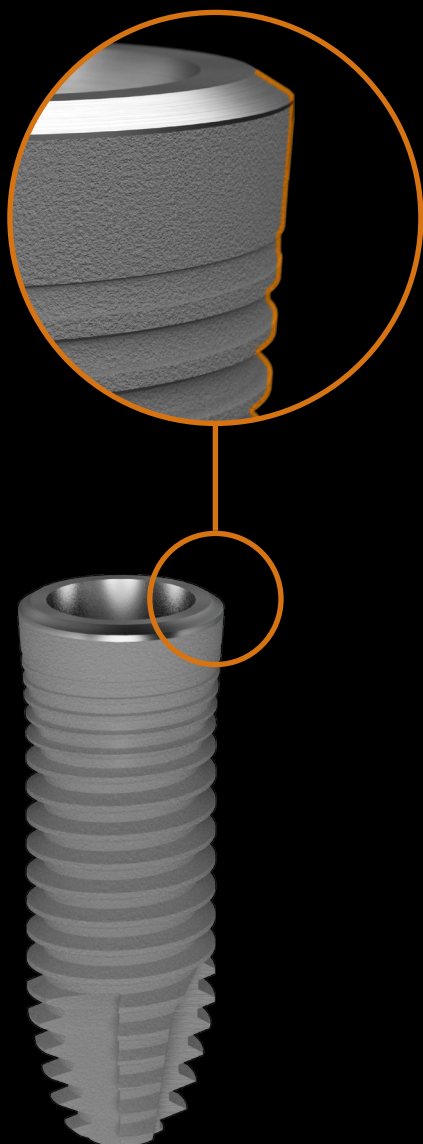
Collo convergente per garantire maggior spazio a livello crestale e favorire la crescita ossea



## STRAIGHT NECK

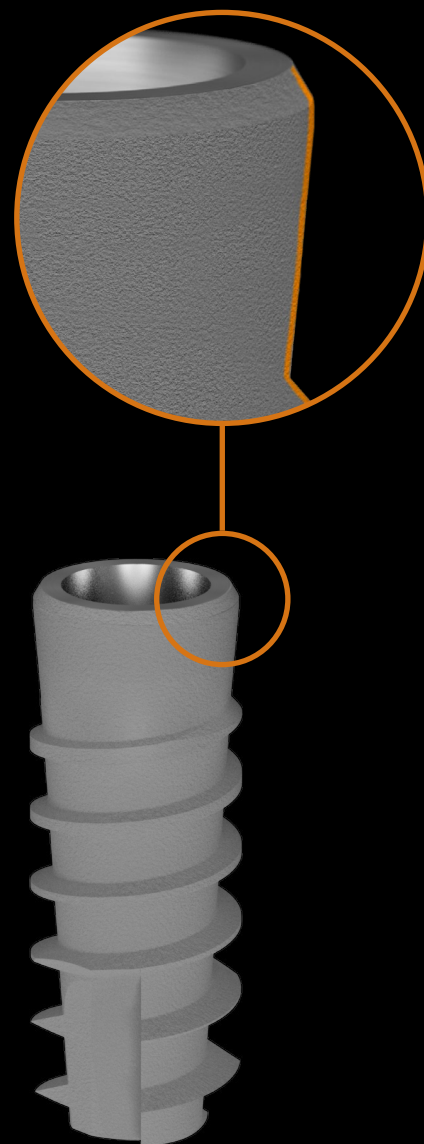
Morfologia dritta, costante lungo tutto il corpo dell'impianto





## WIDE NECK

Collo divergente per sfruttare l'aggancio bicorticale e ottenere una grande stabilità primaria. Ottimale nei rialzi di seno per una via crestale



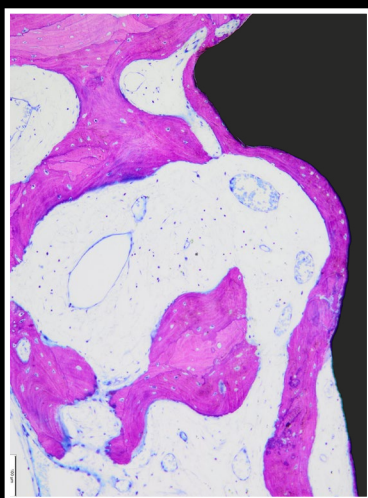
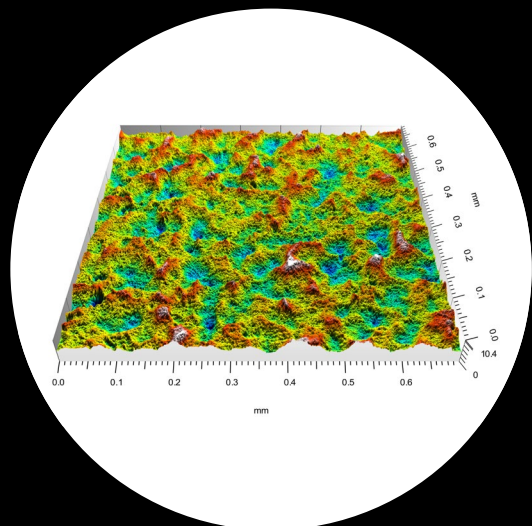
## RF SL NECK

Collo leggermente divergente per garantire stabilità in osso scarsamente mineralizzato

# Superficie ZirTi: è l'ideale per l'osteointegrazione

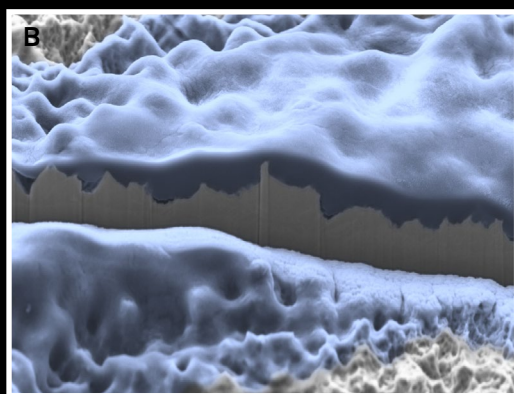
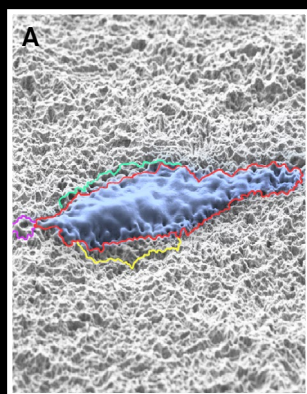
La superficie ZirTi è ottenuta con un processo con sabbiatura con ossido di zirconio, seguito da una acidatura che conferisce una topografia a cui gli osteoblasti hanno dimostrato di adattarsi intimamente e di attivare una rapida proliferazione.

Sa: 1.4-1.7  $\mu\text{m}$



*Istologia in umano a 3 mesi: anche in osso D4 si osserva un'ottima mineralizzazione a contatto con la superficie ZirTi.*

*Immagine per gentile concessione prof. M.Gargari, dott. A.Rocci.*



*Ingrandimenti di osteoblasti primari sulla superficie ZirTi: nelle immagini A e B è visibile l'intimo adattamento di una cellula sui picchi che caratterizzano la ZirTi, grazie ad una sezione ottenuta con FIB (Focused Ion Beam).*

*Immagine per gentile concessione Prof. Macaluso, Università di Parma, Dipartimento di Medicina e Chirurgia - Centro di Odontoiatria.*



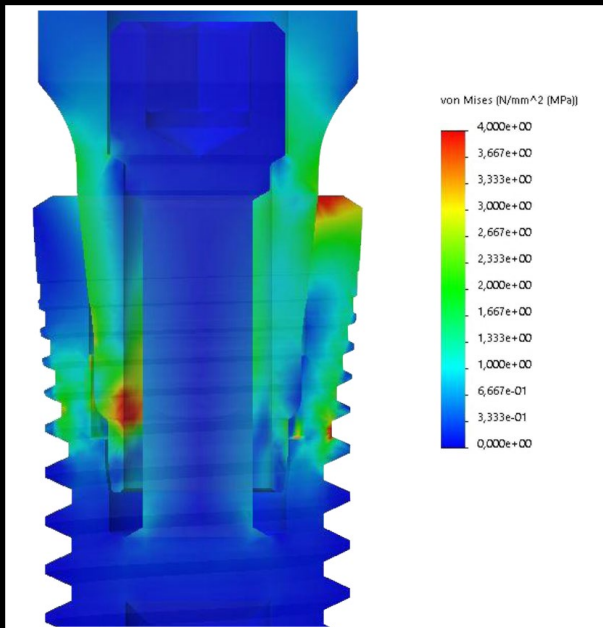
**Bibliografia sulla  
superficie ZirTi**

# Connessione conica DAT

La connessione DAT rappresenta la caratteristica più peculiare dell'impianto CSR: un'interfaccia con una conicità marcata (6° per lato) garantisce un eccellente sigillo dall'infiltrato batterico, preservando l'osso da rischi di infezioni perimplantari che possono compromettere la corretta osteointegrazione e sopravvivenza dell'impianto.


Inoltre la profondità della connessione consente un corretto scarico delle forze masticatorie.

Gli impianti CSR di diametro ridotto di  $\varnothing$  3.00 e  $\varnothing$  3.50 mm presentano la connessione DAT-N, cioè la connessione conica in versione *narrow*.



*Analisi FEM (Finite Element Method) di impianto CSR con abutment e vite di serraggio Q120: l'immagine evidenzia il corretto scarico delle forze masticatorie garantito dalla profondità della connessione.*

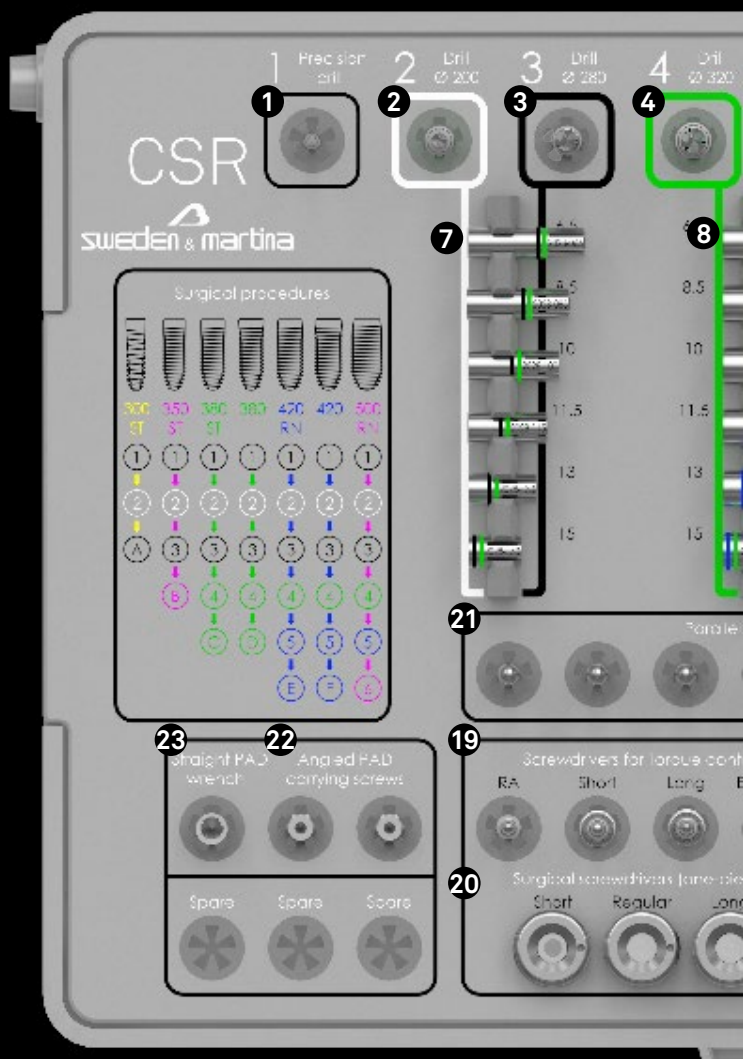
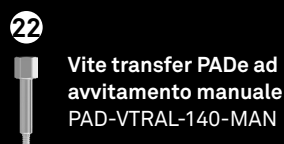
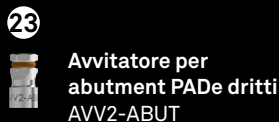
## Dettagli connessioni



# Kit CSR

Kit chirurgico completo degli strumenti necessari per l'inserimento degli impianti CSR (cod. ZCSR-INT).

Tutti gli strumenti possono essere acquistati singolarmente come ricambi.





**6** Fresa finale ø 4.40  
• CSR-FF-440



**7** Stop per fresa pilota e fresa intermedia  

- CSR-STOP-2028-065
- CSR-STOP-2028-085
- CSR-STOP-2028-100
- CSR-STOP-2028-115
- CSR-STOP-2028-130
- CSR-STOP-2028-150



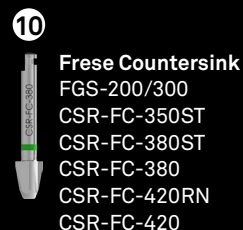
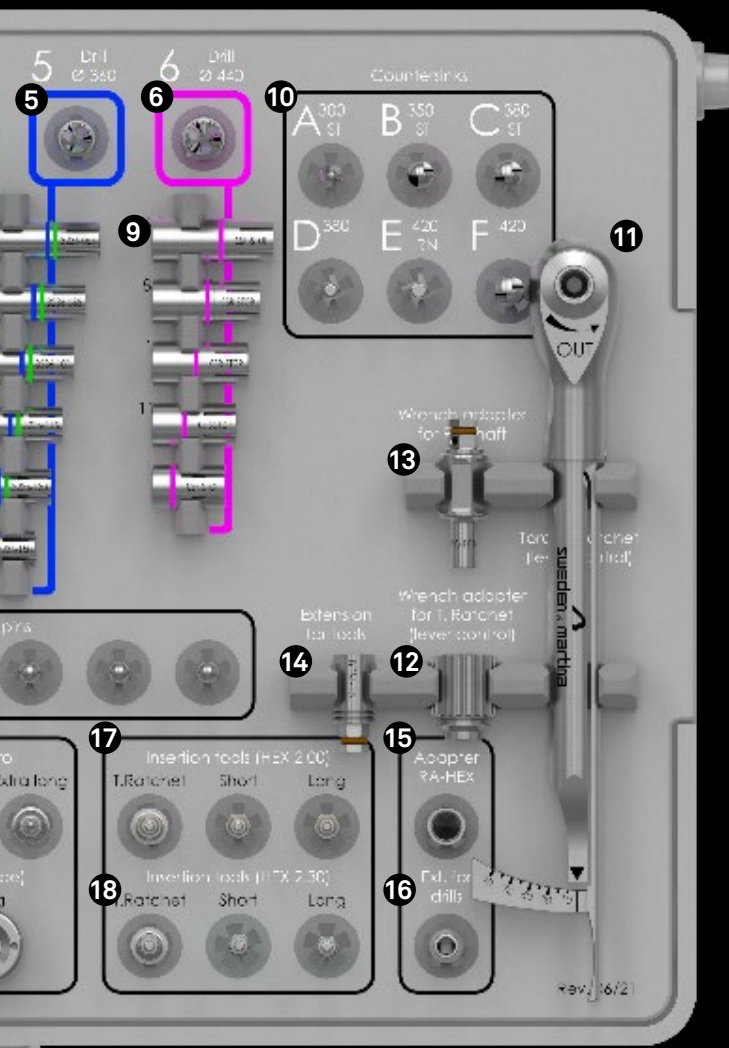
**8** Stop per fresa finale ø 3.20 e ø 3.60 mm  

- CSR-STOP-3236-065
- CSR-STOP-3236-085
- CSR-STOP-3236-100
- CSR-STOP-3236-115
- CSR-STOP-3236-130
- CSR-STOP-3236-150



**9** Stop per fresa finale ø 4.40  

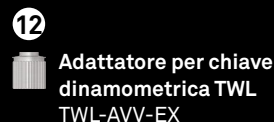
- CSR-STOP-440-065
- CSR-STOP-440-085
- CSR-STOP-440-100
- CSR-STOP-440-115
- CSR-STOP-440-130



**10** Frese Countersink  
 FGS-200/300  
 CSR-FC-350ST  
 CSR-FC-380ST  
 CSR-FC-380  
 CSR-FC-420RN  
 CSR-FC-420



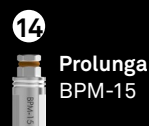
**11** Chiave dinamometrica TWL



**12** Adattatore per chiave dinamometrica TWL  
TWL-AVV-EX



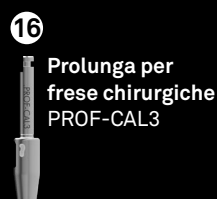
**13** Adattatore AVV-CA-DG-EX



**14** Prolunga BPM-15



**17** Driver Easy Insert Hex. 2.00 mm  
 EASY4-EX200-EX    EASYC4-EX200-CA    EASYL4-EX200-CA



**16** Prolunga per frese chirurgiche PROF-CAL3



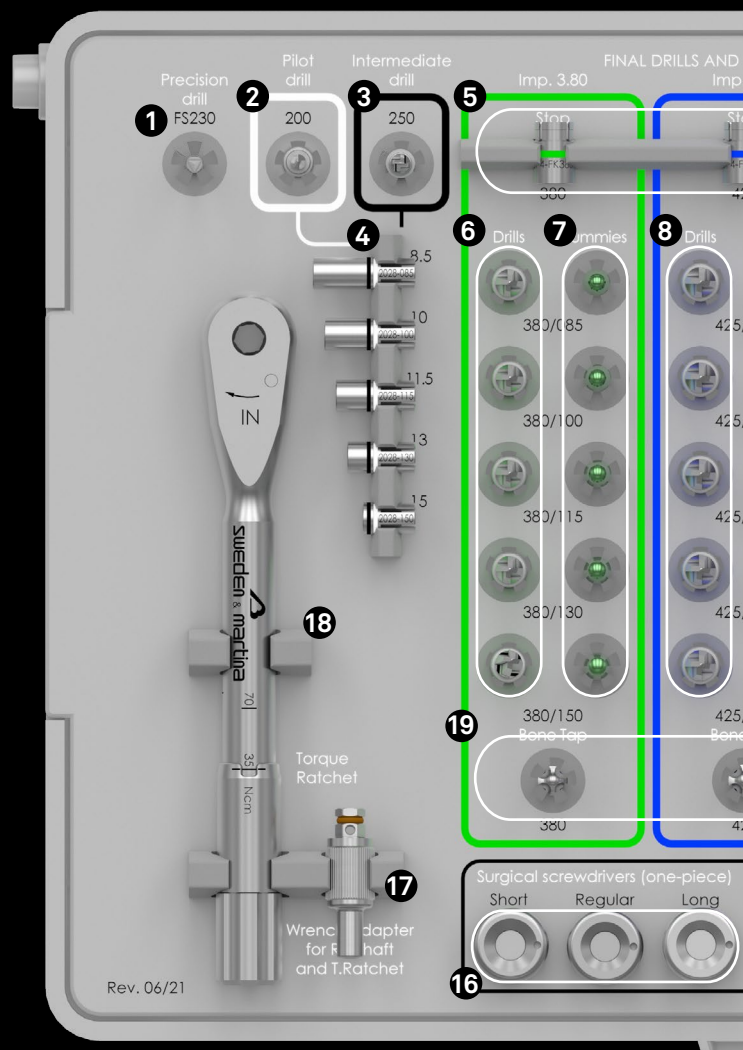

**15** Adattatore B-AVV-CA3

Lucidi radiografici inclusi nel kit, riordinabili separatamente con i codici CSR-L100 (dimensioni reali), CSR-L120 (dimensioni maggiorate del 20%), CSR-L130 (dimensioni maggiorate del 30%).

# Kit CSR RF SL

Kit chirurgico completo degli strumenti necessari per l'inserimento degli impianti CSR RF SL (cod. ZCSRFF-INT).

Tutti gli strumenti possono essere acquistati singolarmente come ricambi.



5



**Stop per frese coniche**

- SH-STOP4-FK380
- SH-STOP4-FK425
- SH-STOP4-FK500

6



**Frese coniche**

- SH-FK380-085
- SH-FK380-100
- SH-FK380-115
- SH-FK380-130
- SH-FK380-150

7



**Repliche**

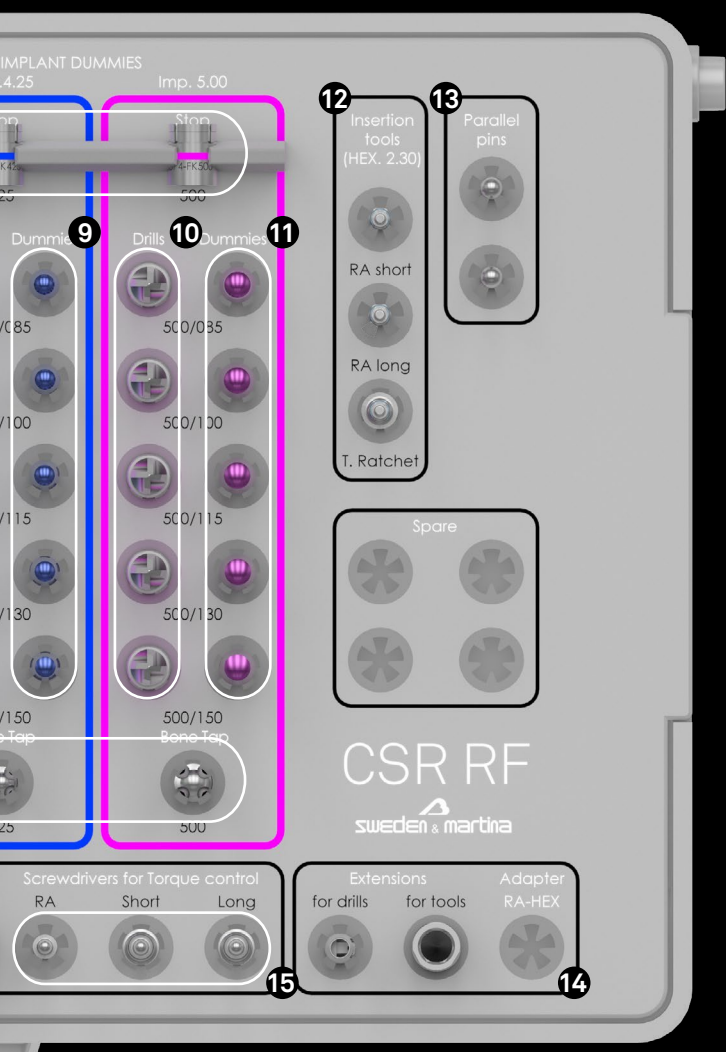
- SH-380-085-RP
- SH-380-100-RP
- SH-380-115-RP
- SH-380-130-RP
- SH-380-150-RP

8



**Frese coniche**

- SH-FK425-085
- SH-FK425-100
- SH-FK425-115
- SH-FK425-130
- SH-FK425-150



9



**Repliche**

- SH-425-085-RP
- SH-425-100-RP
- SH-425-115-RP
- SH-425-130-RP
- SH-425-150-RP

10



**Frese coniche**

- SH-FK500-085
- SH-FK500-100
- SH-FK500-115
- SH-FK500-130
- SH-FK500-150

11



**Repliche**

- SH-500-085-RP
- SH-500-100-RP
- SH-500-115-RP
- SH-500-130-RP
- SH-500-150-RP

14

**Prolunghe PROF-CAL3**



**BPM-15**



13

**Perni di parallelismo PPTL-2-28**



12

**Easy Insert Hex. 2.30 mm**

**EASYC4-EX230-CA**



**EASYL4-EX230-CA**




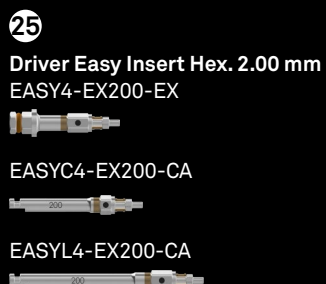
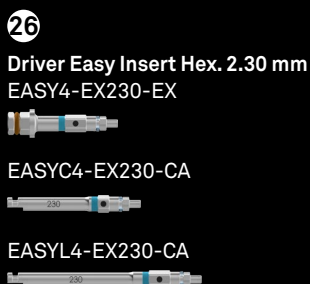
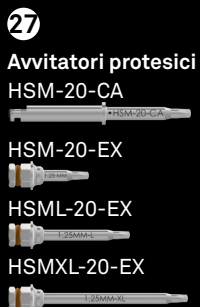
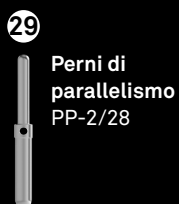
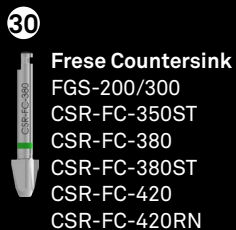
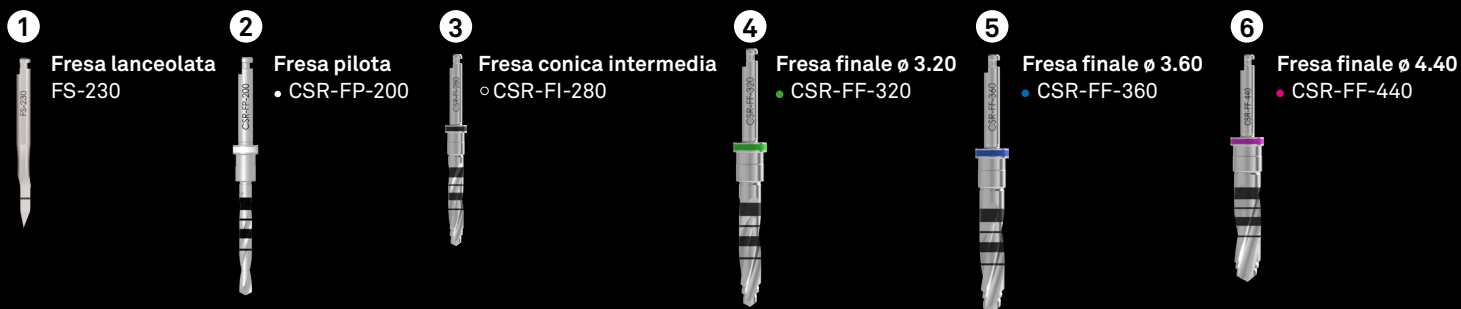
**EASY4-EX230-EX**



Lucidi radiografici inclusi nel kit, riordinabili separatamente con i codici CSRRFSL-L100 (dimensioni reali), CSRRFSL-L120 (dimensioni maggiorate del 20%), CSRRFSL-L130 (dimensioni maggiorate del 30%).

# Kit combinato CSR

Kit chirurgico unico completo di tutti gli strumenti necessari per l'inserimento degli impianti CSR e CSR RF SL (cod. ZCSRUNI-INT)





7

**Stop per fresa pilota e fresa intermedia**

- CSR-STOP-2028-065
- CSR-STOP-2028-085
- CSR-STOP-2028-100
- CSR-STOP-2028-115
- CSR-STOP-2028-130
- CSR-STOP-2028-150

8

**Stop per fresa finale ø 3.20 e ø 3.60 mm**

- CSR-STOP-3236-065
- CSR-STOP-3236-085
- CSR-STOP-3236-100
- CSR-STOP-3236-115
- CSR-STOP-3236-130
- CSR-STOP-3236-150

9

**Stop per fresa finale ø 4.40**

- CSR-STOP-440-065
- CSR-STOP-440-085
- CSR-STOP-440-100
- CSR-STOP-440-115
- CSR-STOP-440-130

10

**Stop per frese coniche**

- SH-STOP4-FK380
- SH-STOP4-FK425
- SH-STOP4-FK500

11

**Cricchetto dinamometrico CRI5-KIT**



12

**Adattatore AVV-CA-DG-EX**



13

**Frese coniche**

- SH-FK380-085
- SH-FK380-100
- SH-FK380-115
- SH-FK380-130
- SH-FK380-150

14

**Repliche**

- SH-380-085-RP
- SH-380-100-RP
- SH-380-115-RP
- SH-380-130-RP
- SH-380-150-RP

15

**Frese coniche**

- SH-FK425-085
- SH-FK425-100
- SH-FK425-115
- SH-FK425-130
- SH-FK425-150

16

**Repliche**

- SH-425-085-RP
- SH-425-100-RP
- SH-425-115-RP
- SH-425-130-RP
- SH-425-150-RP

17

**Frese coniche**

- SH-FK500-085
- SH-FK500-100
- SH-FK500-115
- SH-FK500-130
- SH-FK500-150

18

**Repliche**

- SH-500-085-RP
- SH-500-100-RP
- SH-500-115-RP
- SH-500-130-RP
- SH-500-150-RP

19

**Maschiatori**

- SH-MS-380-CA
- SH-MS-425-CA
- SH-MS-500-CA

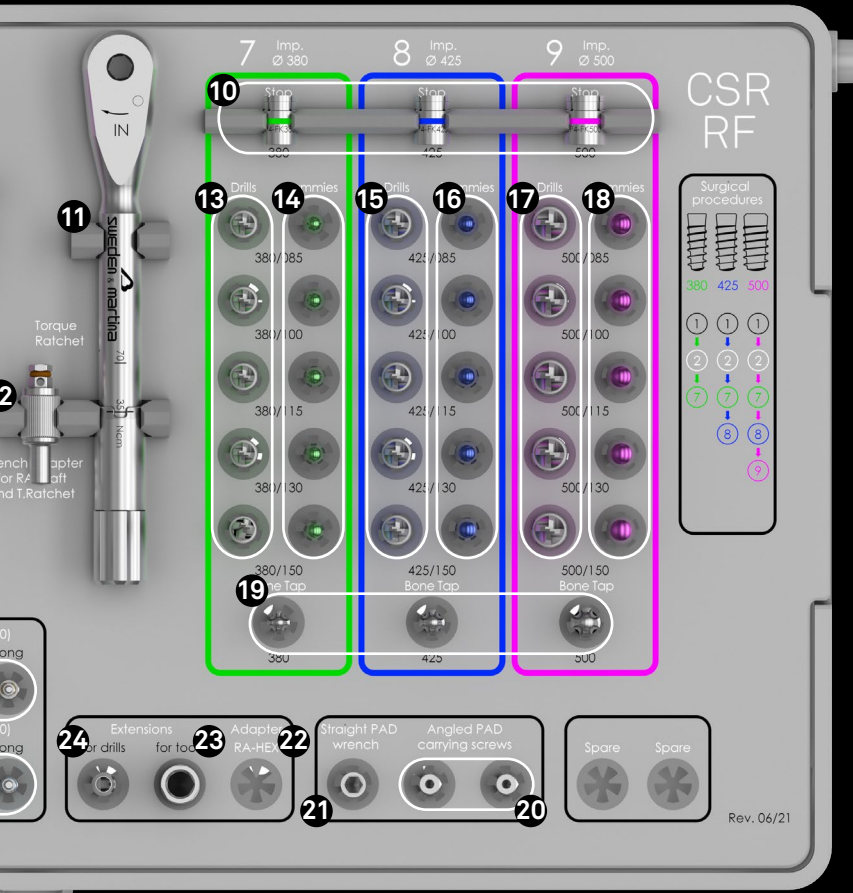
20

**Vite transfer PAdE ad avvitamento manuale PAD-VTRAL-140-MAN**



21

**Avvitatore per abutment PAdE dritti AVV2-ABUT**



# Kit Echoplan PRO C

Kit chirurgico completo degli strumenti necessari per l'inserimento in chirurgia guidata degli impianti CSR (cod. ZGS-PRO-C-INT). Nel tray sono presenti alcuni alloggiamenti per strumenti riferiti a sistematiche diverse. Tali strumenti non sono pertanto inclusi nella dotazione standard del kit.

- 1** Mucotomi  
GS-MUC-415  
GS-MUC-550



- 2** Livellatori crestali  
GS-LC-415  
GS-LC-550


- 3** Frese iniziali e fresa progressiva  
GS-F200-415  
GS-F200-550  
GS-F2030-550



- 4** Frese opzionali per impianti h 6.50 mm ø 3.00, 3.50 e 3.80 mm  
GS-F200-065-415  
GS-F280-065-415  
GS-F320-065-415




- 18** Frese opzionali per impianti h 18.00 mm ø 3.00, 3.50 e 3.80 mm  
GS-F200-180-415  
GS-F280-180-415  
GS-F320-180-415



- 17** Frese opzionali per impianti h 18.00 mm ø 4.20 e 5.00 mm  
GS-F200-180-550  
GS-F360-180-550



- 16** Manopola digitale  
AVV3-MAN-DG



- 15** Avvitatori  
HSM-20-EX


- HSML-20-EX


- HSM-20-DG

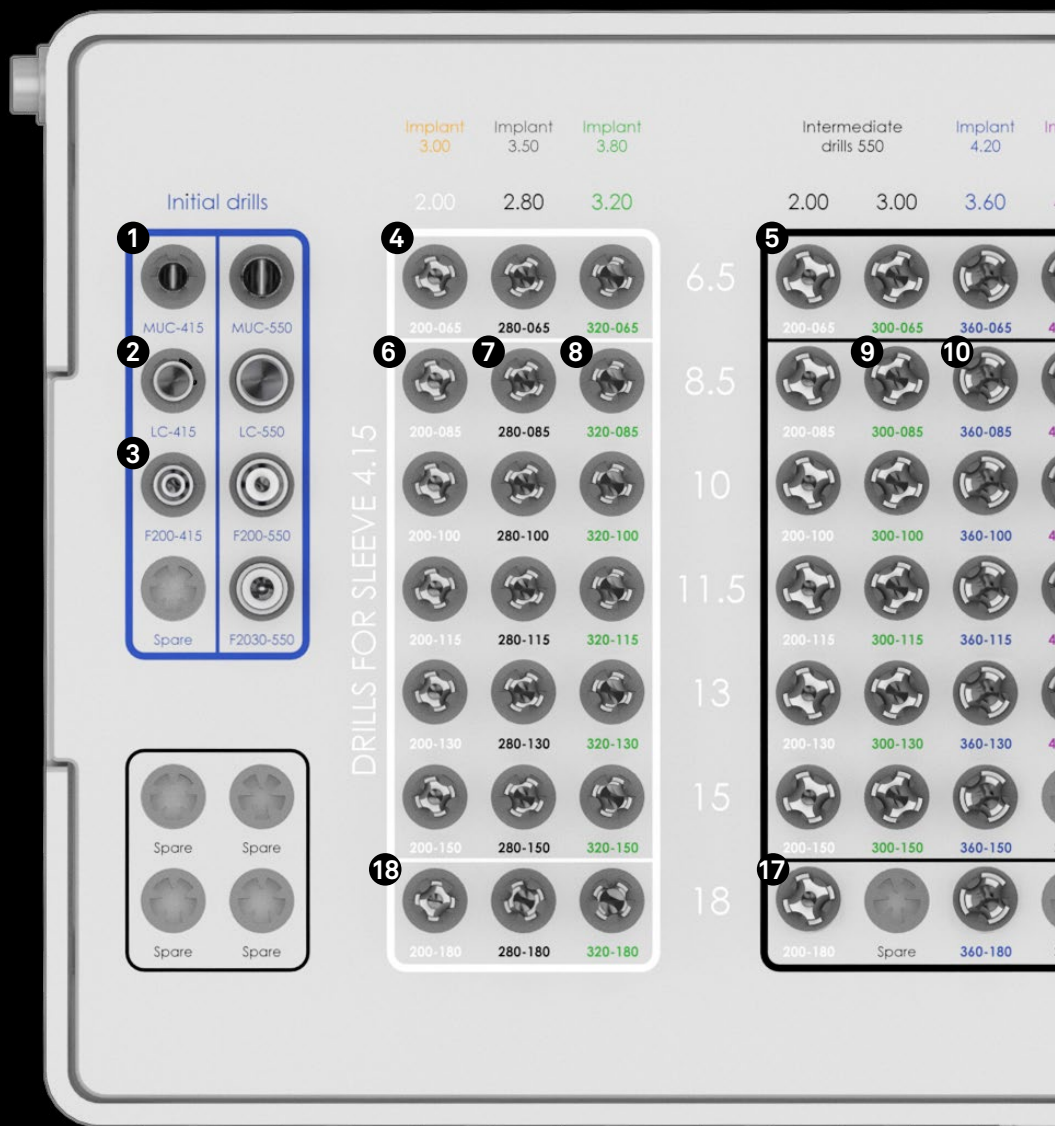

- HSML-20-DG


- HSM-20-CA



- 14** Cricchetto dinamometrico  
CRI5-KIT





5

Frese opzionali per impianti  
h 6.50 mm ø 4.20 e 5.00 mm

- GS-F200-065-550
- GS-F300-065-550
- GS-F360-065-550
- GS-F440-065-550



6

Frese finali per impianti  
ø 3.00 mm

- GS-F200-085-415
- GS-F200-100-415
- GS-F200-115-415
- GS-F200-130-415
- GS-F200-150-415



7

Frese finali per  
impianti ø 3.50 mm

- GS-F280-085-415
- GS-F280-100-415
- GS-F280-115-415
- GS-F280-130-415
- GS-F280-150-415



Implant  
500

4.40

40-065

40-085

40-100

40-115

40-130

Spare


Spare

DRILLS FOR SLEEVE 5.50


Countersink



Insertion tools



Pins



Screwdrivers



ECHOPLAN PRO C



16

14

sweden & martina

8

Frese finali per  
impianti ø 3.80 mm

- GS-F320-085-415
- GS-F320-100-415
- GS-F320-115-415
- GS-F320-130-415
- GS-F320-150-415



9

Frese intermedie per  
boccola ø 5.50 mm


- GS-F200-085-550
- GS-F200-100-550
- GS-F200-115-550
- GS-F200-130-550
- GS-F200-150-550



- GS-F300-085-550
- GS-F300-100-550
- GS-F300-115-550
- GS-F300-130-550
- GS-F300-150-550

13

Pin e fresa per pin  
GS-FPN-148 GS-PIN (4 pcs)



12

Frese Countersink

- GS-FCS-C300ST
- GS-FCS-C350ST
- GS-FCS-C380
- GS-FCS-C380ST
- GS-FCS-C420



11

Frese finali per  
impianti ø 5.00 mm

- GS-F440-085-550
- GS-F440-100-550
- GS-F440-115-550
- GS-F440-130-550












10

Frese finali per  
impianti ø 4.20 mm

- GS-F360-085-550
- GS-F360-100-550
- GS-F360-115-550
- GS-F360-130-550
- GS-F360-150-550



# Complementi per chirurgia guidata

	connessione DAT-N	connessione DAT	
∅ implantare	3.00-3.50	3.80	4.25 - 5.00
boccole	 <b>GS-B415-EX-6*</b>	 <b>GS-B415-EX-6*</b>	 <b>GS-B550-EX-6*</b>
montatore	 <b>GS-MOU-VSRN-415</b>	 <b>GS-MOU-VSR-415</b>	 <b>GS-MOU-VSRN-550</b>
vite di serraggio fornita in dotazione	 <b>GS-VTMOU-160**</b>	 <b>GS-VTMOU-180***</b>	 <b>GS-VTMOU-180***</b>

\*Le boccole guida indicizzate sono disponibili in confezioni da 6 pezzi, non in vendita singola.

\*\*Si raccomanda, con questo montatore, di adeguare la preparazione del sito implantare in modo da non superare il valore di torque di 50 Ncm.

\*\*\*La vite di serraggio è fornita in dotazione con il montatore ma è ordinabile anche singolarmente come ricambio.

# Strumenti chirurgici opzionali

## Frese per settori distali

ø 2.00



FPT5-200-LXS

ø 2.80



FFT5-280-LXS

ø 2.90



FFT5-290-LXS

ø 3.00



FFT5-300-LXS

ø 3.20



FFT5-320-LXS

ø 3.30



FFT5-330-LXS

ø 3.40



FFT5-340-LXS

ø 3.60



FFT5-360-LXS

ø 4.25



FFT5-425-LXS

ø 4.45



FFT5-445-LXS

## Avvitatori opzionali



HSMXL-20-EX

con raccordo esagonale, extra lungo



HSMXS-20-CA

con attacco per contrangolo, extra corto



AVV-CAP-TIT-1

strumento per la manutenzione della cappetta in titanio per attacchi sferici



BASCC-EX

per attacchi sferici, con raccordo esagonale



8926-SW

per abutment Locator, corto



8927-SW

per abutment Locator, lungo



DSPDCLH-24

per foro angolato, lunghezza 24 mm



DSPDCLH-32

per foro angolato, lunghezza 32 mm



AVV2-ABUT

avvitatore digitale

## Prolunghe e raccordi



B-AVV-CA3

adattatore con attacco per contrangolo per strumenti con raccordo esagonale

## Brugole per la rimozione degli impianti

connessione DAT-N



BC-EX200

corta



BL-EX200

lunga

connessione DAT



BC-EX230

corta



BL-EX230

lunga

## Easy Mounter opzionali per chirurgia guidata



GS-EASY-CSR-N-415-EX



GS-EASY-CSR-415-EX



GS-EASY-CSR-550-EX



GS-EASY-CSR-N-415-CA



GS-EASY-CSR-415-CA



GS-EASY-CSR-550-CA

## Osteotomi conici punta piatta

h	∅ 3.80 ●	∅ 4.25 ●	∅ 5.00 ●
8.50-10.00	SH-OS-380-100-PP	SH-OS-425-100-PP	SH-OS-500-100-PP
11.50	SH-OS-380-115-PP	SH-OS-425-115-PP	SH-OS-500-115-PP
13.00	SH-OS-380-130-PP	SH-OS-425-130-PP	SH-OS-500-130-PP
15.00	SH-OS-380-150-PP	SH-OS-425-150-PP	SH-OS-500-150-PP

## Osteotomi conici punta rotonda

h	∅ 3.80 ●	∅ 4.25 ●	∅ 5.00 ●
8.50-10.00	SH-OS-380-100-PR	SH-OS-425-100-PR	SH-OS-500-100-PR
11.50	SH-OS-380-115-PR	SH-OS-425-115-PR	SH-OS-500-115-PR
13.00	SH-OS-380-130-PR	SH-OS-425-130-PR	SH-OS-500-130-PR
15.00	SH-OS-380-150-PR	SH-OS-425-150-PR	SH-OS-500-150-PR

## Osteotomi conici



∅ 0.20

E-OS-020-PP

osteotomo ∅ 0.20  
punta piatta



∅ 0.90

E-OS-090-PP

osteotomo ∅ 0.90  
punta piatta



∅ 1.60

E-OS-160-PC

osteotomo ∅ 1.60  
punta concava



∅ 2.00

E-OS-200-PC

osteotomo ∅ 2.00  
punta concava

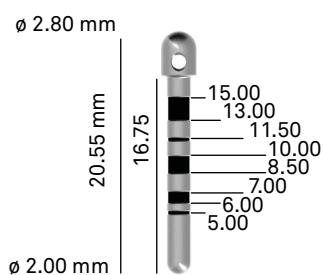


∅ 2.40

E-OS-240-PC

osteotomo ∅ 2.40  
punta concava

## Perni di parallelismo



PPTS-2-28

perno di parallelismo con  
tacche di profondità, versione  
small

## Profondimetro



PROF3

## Strumento di rimozione vite tappo











RIM-20-EX













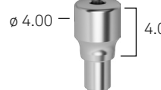









## O-ring di ricambio



ORING180-088



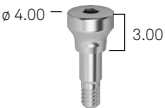







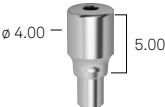



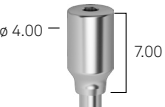



# Transmucose di guarigione




	connessione DAT-N	connessione DAT
h mm	profilo dritto	profilo dritto
1.50	 <p><math>\varnothing 2.70 - V/N15</math> 1.50</p> <p><b>VSR-TMG-N-15-D</b></p>	 <p><math>\varnothing 3.00 - V/N15</math> 1.50</p> <p><b>VSR-TMG-15-D</b></p>
3.00	 <p><math>\varnothing 2.70 - V/N30</math> 3.00</p> <p><b>VSR-TMG-N-30-D</b></p>	 <p><math>\varnothing 3.00 - V/30</math> 3.00</p> <p><b>VSR-TMG-30-D</b></p>
4.50	 <p><math>\varnothing 2.70 - V/N45</math> 4.50</p> <p><b>VSR-TMG-N-45-D</b></p>	 <p><math>\varnothing 3.00 - V/45</math> 4.50</p> <p><b>VSR-TMG-45-D</b></p>
5.50	 <p><math>\varnothing 2.70 - V/N55</math> 5.50</p> <p><b>VSR-TMG-N-55-D</b></p>	 <p><math>\varnothing 3.00 - V/55</math> 5.50</p> <p><b>VSR-TMG-55-D</b></p>

	connessione DAT-N		connessione DAT	
	profilo standard		profilo standard	
h mm	∅ 3.10	∅ 3.50	∅ 4.00	∅ 4.50
1.00		-		-
	<b>VSR-TMG-N-311-T2*</b>	-	<b>VSR-TMG-381-T2*</b>	-
2.00				
	<b>VSR-TMG-N-312-T2</b>	<b>VSR-TMG-N-352-T2</b>	<b>VSR-TMG-402-T2</b>	<b>VSR-TMG-452-T2</b>
3.00				
	<b>VSR-TMG-N-313-T2</b>	<b>VSR-TMG-N-353-T2</b>	<b>VSR-TMG-403-T2</b>	<b>VSR-TMG-453-T2</b>
4.00				
	<b>VSR-TMG-N-314-T2</b>	<b>VSR-TMG-N-354-T2</b>	<b>VSR-TMG-404-T2</b>	<b>VSR-TMG-454-T2</b>
5.00				
	<b>VSR-TMG-N-315-T2</b>	<b>VSR-TMG-N-355-T2</b>	<b>VSR-TMG-405-T2</b>	<b>VSR-TMG-455-T2</b>
6.00	-	-	-	-
7.00				
	<b>VSR-TMG-N-317-T2</b>	<b>VSR-TMG-N-357-T2</b>	<b>VSR-TMG-407-T2</b>	<b>VSR-TMG-457-T2</b>

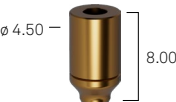
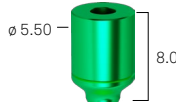
\* Transmucosa per pilastri VSR-MDPF-N e VSR-MDPF. Qualora utilizzata prima di pilastri di altezza transmucosa superiore, si tenga in considerazione che la compressione generale sarà maggiore.



	connessione DAT-N		connessione DAT	
	profilo wide		profilo wide	
h mm	ø 4.00	ø 5.00	ø 5.00	ø 6.00
1.00	-	-	-	-
2.00	 <b>VSR-TMG-N-402-T2</b>	-	 <b>VSR-TMG-502-T2</b>	-
3.00	 <b>VSR-TMG-N-403-T2</b>	 <b>VSR-TMG-N-503-T2</b>	 <b>VSR-TMG-503-T2</b>	 <b>VSR-TMG-603-T2</b>
4.00	 <b>VSR-TMG-N-404-T2</b>	 <b>VSR-TMG-N-504-T2</b>	 <b>VSR-TMG-504-T2</b>	 <b>VSR-TMG-604-T2</b>
5.00	 <b>VSR-TMG-N-405-T2</b>	 <b>VSR-TMG-N-505-T2</b>	 <b>VSR-TMG-505-T2</b>	 <b>VSR-TMG-605-T2</b>
6.00	-	-	-	-
7.00	 <b>VSR-TMG-N-407-T2</b>	 <b>VSR-TMG-N-507-T2</b>	 <b>VSR-TMG-507-T2</b>	 <b>VSR-TMG-607-T2</b>

	connessione DAT-N	connessione DAT
	profilo Xwide	profilo Xwide
h mm		
2.00	 <p><math>\phi</math> 4.00 — 2.00</p> <p><b>VSR-TMGI-N-402</b></p>	 <p><math>\phi</math> 5.00 — 2.00</p> <p><b>VSR-TMGI-502</b></p>
3.00	 <p><math>\phi</math> 4.00 — 3.00</p> <p><b>VSR-TMGI-N-403</b></p>	 <p><math>\phi</math> 5.00 — 3.00</p> <p><b>VSR-TMGI-503</b></p>
4.00	 <p><math>\phi</math> 4.00 — 4.00</p> <p><b>VSR-TMGI-N-404</b></p>	 <p><math>\phi</math> 5.00 — 4.00</p> <p><b>VSR-TMGI-504</b></p>
5.00	 <p><math>\phi</math> 4.00 — 5.00</p> <p><b>VSR-TMGI-N-405</b></p>	 <p><math>\phi</math> 5.00 — 5.00</p> <p><b>VSR-TMGI-505</b></p>
7.00	 <p><math>\phi</math> 4.00 — 7.00</p> <p><b>VSR-TMGI-N-407</b></p>	 <p><math>\phi</math> 5.00 — 7.00</p> <p><b>VSR-TMGI-507</b></p>

## Condizionatori tissutali

connessione DAT-N	connessione DAT
 <p><math>\phi</math> 4.50 — 8.00</p> <p><b>VSR-RCT-N</b></p>	 <p><math>\phi</math> 5.50 — 8.00</p> <p><b>VSR-RCT</b></p>

DAT-N: vite di serraggio VSR-VTRA-160-08 inclusa. | DAT: vite di serraggio VSR-VTRA-180-08 inclusa.


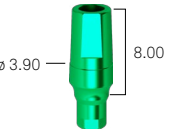
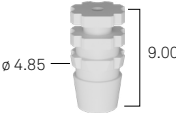
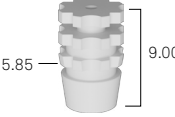
# Fase di impronta e modello

## Transfer Pick-up

	connessione DAT-N	connessione DAT
profilo small	 <p><math>\phi</math> 3.10 11.00</p> <p><b>VSR-TRA-N-S</b></p>	 <p><math>\phi</math> 4.00 11.00</p> <p><b>VSR-TRA-S</b></p>
profilo regular	 <p><math>\phi</math> 3.50 11.00</p> <p><b>VSR-TRA-N</b></p>	 <p><math>\phi</math> 4.50 11.00</p> <p><b>VSR-TRA</b></p>

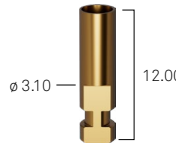
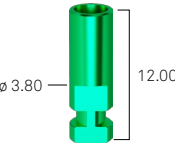
DAT-N: vite di serraggio VSR-VTRA-160-15 inclusa. | DAT: vite di serraggio VSR-VTRA-180-15 inclusa.

## Transfer a strappo

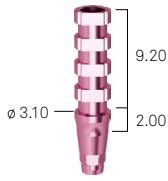
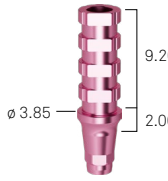
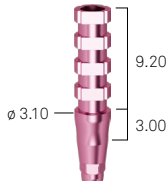
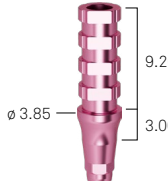
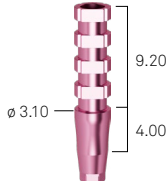
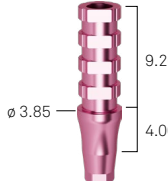
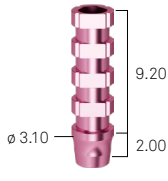
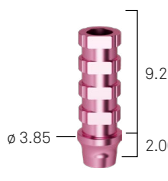
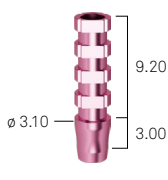
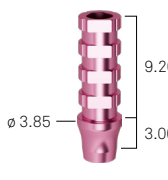
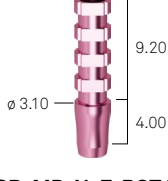
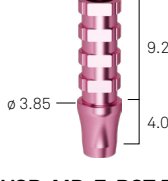
	connessione DAT-N	connessione DAT
cappetta in PEEK non inclusa	 <p><math>\phi</math> 2.95 8.00</p> <p><b>VSR-TRAS-N</b></p>	 <p><math>\phi</math> 3.90 8.00</p> <p><b>VSR-TRAS</b></p>
cappetta in PEEK per impronta	 <p><math>\phi</math> 4.85 9.00</p> <p><b>VSR-CAP-N</b></p>	 <p><math>\phi</math> 5.85 9.00</p> <p><b>U-CAPM-380</b></p>

DAT-N: vite di serraggio VSR-VTRA-160-08 inclusa. | DAT: vite di serraggio VSR-VTRA-180-08 inclusa.

## Analoghi

	connessione DAT-N	connessione DAT
	 <p><math>\phi</math> 3.10 12.00</p> <p><b>VSR-ANA-N</b></p>	 <p><math>\phi</math> 3.80 12.00</p> <p><b>VSR-ANA</b></p>

# Pilastri provvisori Simple

	connessione DAT-N	connessione DAT
riposizionabili		
emergenza h 2.00	 <p><math>\varnothing 3.10</math></p> <p>9.20 2.00</p> <p><b>VSR-MP-N-F-T2</b></p>	 <p><math>\varnothing 3.85</math></p> <p>9.20 2.00</p> <p><b>VSR-MP-F-T2</b></p>
emergenza h 3.00	 <p><math>\varnothing 3.10</math></p> <p>9.20 3.00</p> <p><b>VSR-MP-N-F-T3</b></p>	 <p><math>\varnothing 3.85</math></p> <p>9.20 3.00</p> <p><b>VSR-MP-F-T3</b></p>
emergenza h 4.00	 <p><math>\varnothing 3.10</math></p> <p>9.20 4.00</p> <p><b>VSR-MP-N-F-T4</b></p>	 <p><math>\varnothing 3.85</math></p> <p>9.20 4.00</p> <p><b>VSR-MP-F-T4</b></p>
non riposizionabili		
emergenza h 2.00	 <p><math>\varnothing 3.10</math></p> <p>9.20 2.00</p> <p><b>VSR-MP-N-F-ROT-T2</b></p>	 <p><math>\varnothing 3.85</math></p> <p>9.20 2.00</p> <p><b>VSR-MP-F-ROT-T2</b></p>
emergenza h 3.00	 <p><math>\varnothing 3.10</math></p> <p>9.20 3.00</p> <p><b>VSR-MP-N-F-ROT-T3</b></p>	 <p><math>\varnothing 3.85</math></p> <p>9.20 3.00</p> <p><b>VSR-MP-F-ROT-T3</b></p>
emergenza h 4.00	 <p><math>\varnothing 3.10</math></p> <p>9.20 4.00</p> <p><b>VSR-MP-N-F-ROT-T4</b></p>	 <p><math>\varnothing 3.85</math></p> <p>9.20 4.00</p> <p><b>VSR-MP-F-ROT-T4</b></p>

DAT-N: vite di serraggio VSR-VM-160-L inclusa. | DAT: vite di serraggio VM-180-L inclusa.

# Pilastrì

## Pilastrì preformati dritti ad avvitamento diretto - non riposizionabili

	connessione DAT-N	connessione DAT
pilastrì preformati	<p><math>\varnothing 2.95</math> 8.00</p> <p><b>VSR-MDAD-N</b></p>	<p><math>\varnothing 3.90</math> 8.00</p> <p><b>VSR-MDAD</b></p>
analoghi per pilastrì preformati ad avvitamento diretto	<p><math>\varnothing 3.10</math> 8.00</p> <p><b>VSR-ANAMD-N</b></p>	<p><math>\varnothing 3.80</math> 8.00</p> <p><b>VSR-ANAMD</b></p>

## Pilastrì a finire

	connessione DAT-N	connessione DAT
pilastrì preformati	<p><math>\varnothing 3.00</math> 9.00 1.00</p> <p><b>VSR-MDPF-N-F</b></p>	<p><math>\varnothing 4.00</math> 8.60 1.40</p> <p><b>VSR-MDPF-F</b></p>

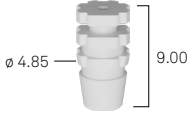
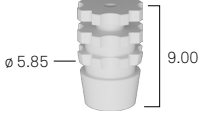
DAT-N: vite di serraggio VSR-VM-160-L inclusa. | DAT: vite di serraggio VM-180-L inclusa.

## Pilastrì preformati


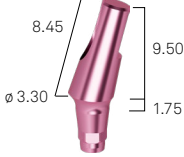


	connessione DAT-N	connessione DAT
2.00	<p><math>\varnothing 3.50</math> 8.00 2.00</p> <p><b>VSR-MD-N-F-H2T2</b></p>	<p><math>\varnothing 4.50</math> 8.00 2.00</p> <p><b>VSR-MD-H2T2-F</b></p>
3.00	<p><math>\varnothing 3.50</math> 8.00 3.00</p> <p><b>VSR-MD-N-F-H3T3</b></p>	<p><math>\varnothing 4.50</math> 8.00 3.00</p> <p><b>VSR-MD-H3T3-F</b></p>
4.00	<p><math>\varnothing 3.50</math> 8.00 4.00</p> <p><b>VSR-MD-N-F-H4T4</b></p>	<p><math>\varnothing 4.50</math> 8.00 4.00</p> <p><b>VSR-MD-H4T4-F</b></p>

DAT-N: vite di serraggio VSR-VM-160-L inclusa. | DAT: vite di serraggio VM-180-L inclusa.

Cappette in PEEK per la presa di impronta direttamente su pilastro

	connessione DAT-N	connessione DAT
cappetta PEEK	 <p>ø 4.85 — 9.00</p> <p><b>VSR-CAP-N</b></p>	 <p>ø 5.85 — 9.00</p> <p><b>U-CAPM-380</b></p>

Pilastri preformati angolati







	connessione DAT-N	connessione DAT
angolati a 15° small	 <p>8.45 — 9.50 — 1.75</p> <p>ø 3.30</p> <p><b>VSR-MAPF15-N-F</b></p>	 <p>8.45 — 9.50 — 1.75</p> <p>ø 3.30</p> <p><b>VSR-MAPF15-F</b></p>
angolati a 25° regular	 <p>8.00 — 9.20 — 1.75</p> <p>ø 3.30</p> <p><b>VSR-MAPF25-N-F</b></p>	 <p>8.00 — 9.50 — 1.75</p> <p>ø 3.80</p> <p><b>VSR-MAPF25-F</b></p>

Pilastrì preformati angolati	
connessione DAT-N	connessione DAT
ang. a 15°	
<p><b>VSR-MA15-N-F-H2T2</b></p>	<p><b>VSR-MA15-F-H2T2</b></p>
<p><b>VSR-MA15-N-F-H3T3</b></p>	<p><b>VSR-MA15-F-H3T3</b></p>
<p><b>VSR-MA15-N-F-H4T4</b></p>	<p><b>VSR-MA15-F-H4T4</b></p>
ang. a 25°	
<p><b>VSR-MA25-N-F-H2T2</b></p>	<p><b>VSR-MA25-F-H2T2</b></p>
<p><b>VSR-MA25-N-F-H3T3</b></p>	<p><b>VSR-MA25-F-H3T3</b></p>
<p><b>VSR-MA25-N-F-H4T4</b></p>	<p><b>VSR-MA25-F-H4T4</b></p>

Pilastrì calcinabili in cromo cobalto	
connessione DAT-N	connessione DAT
riposizionabili	
<p><b>VSR-UCRCO-N-F</b></p>	<p><b>VSR-UCRCO-S-F</b></p>
-	<p><b>VSR-UCRCO-F</b></p>
non riposizionabili	
<p><b>VSR-UCRCO-N-F-ROT</b></p>	<p><b>VSR-UCRCO-F-ROT</b></p>

Pilastrì fresabili	
connessione DAT-N	connessione DAT
<p><b>VSR-MF-N-F-T2</b></p>	<p><b>VSR-MF-F-T2</b></p>

# Sistema di estrazione per pilastri

	connessione DAT-N	connessione DAT
sistema di estrazione completo (guida e vite estrattore)	 VSR-EXTR-N	 VSR-EXTR
guida per vite di estrazione	 VSR-EXTR-N-G	 VSR-EXTR-G
vite di estrazione	 VSR-EXTR-N-V	 VSR-EXTR-V

## Chiave ferma guida


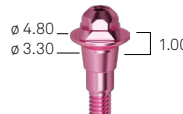


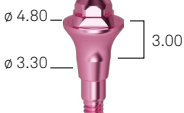
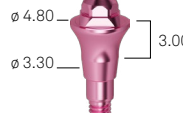
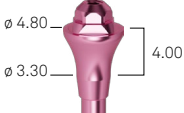
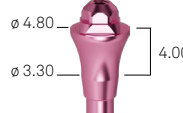


## Manopola digitale per estrattore



# Linea protesica PAD<sup>e</sup> (Protesi Avvitata Disparallela Estetica)






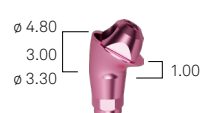


## Abutment PADe dritti

	connessione DAT-N	connessione DAT
h. trans mucosa		
1.00	 VSR-PADE-AD-N-H1T1	 VSR-PADE-AD-H1T1
2.00	 VSR-PADE-AD-N-H2T2	 VSR-PADE-AD-H2T2
3.00	 VSR-PADE-AD-N-H3T3	 VSR-PADE-AD-H3T3
4.00	 VSR-PADE-AD-N-H4T4	 VSR-PADE-AD-H4T4

Confezionato con carrier dedicato: per l'avvitamento intraorale utilizzare l'apposito avvitatore AVV2-ABUT.



## Abutment PADe angolati

	connessione DAT-N	connessione DAT
h. transmucosa		
Angolati a 17° h transmucosa 3.00	 <p><b>VSR-PADE-AA-N-173-F</b></p>	 <p><b>VSR-PADE-AA-173-F</b></p>
Angolati a 17° h transmucosa 5.00	 <p><b>VSR-PADE-AA-N-175-F</b></p>	 <p><b>VSR-PADE-AA-175-F</b></p>
Angolati a 30° h transmucosa 3.00	 <p><b>VSR-PADE-AA-N-303-F</b></p>	 <p><b>VSR-PADE-AA-303-F</b></p>
Angolati a 30° h transmucosa 5.00	 <p><b>VSR-PADE-AA-N-305-F</b></p>	 <p><b>VSR-PADE-AA-305-F</b></p>

Vite PADR-VM-180 inclusa

Carrier PADR-VTRAL-140-M incluso; per l'avvitamento intraorale utilizzare l'apposito cacciavite della serie HSM.

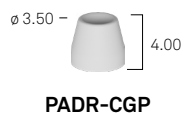
## Componenti per sovrastrutture su PADe

### Cuffie di guarigione

Cuffia di guarigione in titanio



Cuffia di guarigione in PEEK

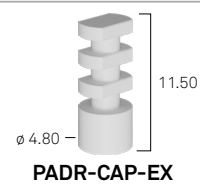


PADR-CG: vite PAD-VP-140 inclusa.

PADR-CGP: vite PAD-VCGP-140 inclusa.

### Presca d'impronta

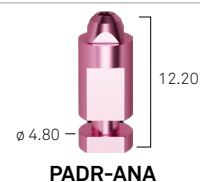
Cappetta snap-on per impronta



Transfer pick-up, non riposizionabile



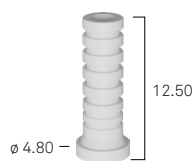
Analogo



Transfer Pick up: vite PAD-VTRAL-140 inclusa.

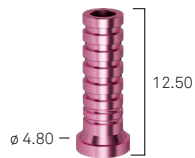
## Componenti PADe per ribasatura e tecnica per incollaggio

Cannula in PEEK, non indicizzata



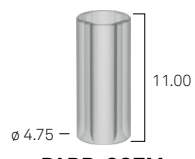
**PADR-CP**

Cannula in titanio, non indicizzata



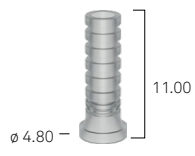
**PADR-CT**

Cannula calcinabile in PMMA



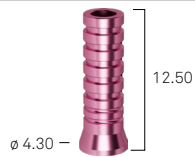
**PADR-CCEM**

Cannula calcinabile in PMMA, non indicizzata



**PADR-CC**

Cannula in titanio senza spalla, per ricostruzioni estetiche

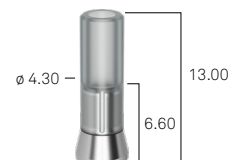


**PADR-BAS**

Cannule in PEEK, Titanio Gr. 5 e PMMA: vite PAD-VP-140 inclusa.

## Pilastro calcinabile con base in metallo

Pilastro in PMMA con base in cromo cobalto, non riposizionabile

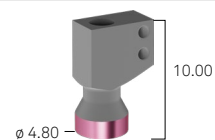


**PADR-UCRCO**

Vite PAD-VP-140 inclusa.

## Componenti PADe per protesi digitale

Scanbody intraorale



**PADR-INT-CAMTRA-L**

Scanbody intraorale per avvitamento diretto\*



**Y-AVV-SB-DIG-NX**

Analogo digitale per abutment PADe



**PADR-ANA-DIG**

Cannula per incollaggio rotante per abutment PADe con cono h. 4



**PADR-TC-M-4**

Cannula per incollaggio rotante per abutment PADe con cono h 8 con tacche di riduzione




**PADR-TC-M-8**

Cannula per incollaggio rotante per abutment PADe per foro angolato



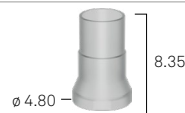
**PADR-TCA-M**

Sleeve calcinabile rotante per PADR-TC-M-4 e PADR-TC-M-8



**PADR-TC-CC-M-8**

Sleeve calcinabile indicizzata per PADR-TCA-M



**PADR-TC-CC-S-8**

Scanbody e cannule per incollaggio: vite PAD-VP-140 inclusa.  
Cannula per incollaggio rotante per abutment PADe per foro angolato: vite PAD-VPA-140 non inclusa.  
Analogo digitale: vite VADIG-180 inclusa.  
\*Avvitatore YV-CV-MAN-M.

# Protesi su abutment PLAIN

Abutment PLAIN	
connessione DAT-N	connessione DAT
<p>2.00</p> <p><math>\varnothing 3.30</math> 2.00</p> <p><b>VSR-PLAIN-ABU-N-H2T2</b></p>	<p>2.00</p> <p><math>\varnothing 3.80</math> 2.00</p> <p><b>VSR-PLAIN-ABU-H2T2</b></p>
<p>3.00</p> <p><math>\varnothing 3.30</math> 3.00</p> <p><b>VSR-PLAIN-ABU-N-H3T3</b></p>	<p>3.00</p> <p><math>\varnothing 3.80</math> 3.00</p> <p><b>VSR-PLAIN-ABU-H3T3</b></p>
<p>4.00</p> <p><math>\varnothing 3.30</math> 4.00</p> <p><b>VSR-PLAIN-ABU-N-H4T4</b></p>	<p>4.00</p> <p><math>\varnothing 3.80</math> 4.00</p> <p><b>VSR-PLAIN-ABU-H4T4</b></p>

## Componenti per sovrastrutture su abutment PLAIN

	$\varnothing 3.30$	$\varnothing 3.80$
cuffie di guarigione	<p><math>\varnothing 4.90</math> 5.00 <math>\varnothing 3.30</math></p> <p><b>A-PLAIN-CG330</b></p>	<p><math>\varnothing 5.30</math> 5.00 <math>\varnothing 3.80</math></p> <p><b>A-PLAIN-CG380</b></p>
cannule calcinabili	<p>10.00 <math>\varnothing 3.30</math></p> <p><b>A-PLAIN-CC330</b></p>	<p>10.00 <math>\varnothing 3.80</math></p> <p><b>A-PLAIN-CC380</b></p>
cannule in titanio Gr. 5	<p>9.50 1.30 <math>\varnothing 3.30</math></p> <p><b>A-PLAIN-CT330</b></p>	<p>9.50 1.30 <math>\varnothing 3.80</math></p> <p><b>A-PLAIN-CT380</b></p>
transfer Pick-up	<p>12.00 <math>\varnothing 3.30</math></p> <p><b>A-PLAIN-TRA-330</b></p>	<p>12.00 <math>\varnothing 3.80</math></p> <p><b>A-PLAIN-TRA-380</b></p>
analoghi	<p>12.00 <math>\varnothing 3.30</math></p> <p><b>A-PLAIN-ANA-330</b></p>	<p>12.00 <math>\varnothing 3.80</math></p> <p><b>A-PLAIN-ANA-380</b></p>

Cannule calcinabili e cannule in titanio: vite A-PLAIN-VP200 inclusa.  
Transfer Pick-up: vite A-PLAIN-VTRA200 inclusa.

## Componenti PLAIN per protesi digitale

	piattaforma unica
Analogo digitale per abutment PLAIN	<p>12.00 <math>\varnothing 3.30</math></p> <p><b>A-PLAIN-ANA-330-DIG</b></p>
Analogo digitale per abutment PLAIN	<p>12.00 <math>\varnothing 3.80</math></p> <p><b>A-PLAIN-ANA-380-DIG</b></p>
Cannula per incollaggio PLAIN h 6.00 mm	<p>5.50 <math>\varnothing 3.30</math></p> <p><b>A-PLAIN-MDT-6</b></p>
Cannula per incollaggio PLAIN h 10.00 mm	<p>10.00 <math>\varnothing 3.30</math></p> <p><b>A-PLAIN-MDT-10</b></p>

Analogo digitale: vite VADIG-180 inclusa.  
Cannule per incollaggio PLAIN: vite non inclusa.  
Ordinabile separatamente vite per foro dritto A-PLAIN-VP200 o vite per foro angolato ABU-VMA-200.

# Soluzioni protesiche digitali

Abutment individualizzati e corone avvitate (integrali o con connettore per incollaggio)

Ponti cementati e avvitati con connettori per incollaggio

Direct bridge, Toronto e ponti avvitati con connettore per incollaggio

Barre fresate avvitate su impianti

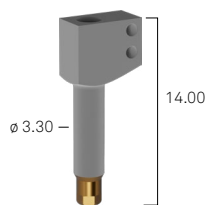


## Scanbody

Scanbody per uso intraorale e da laboratorio in titanio

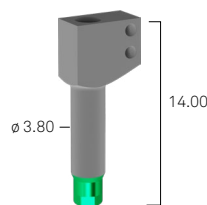
connessione DAT-N

per trasferire la posizione della connessione dell'impianto



VSR-INT-CAMTRA-N-L

connessione DAT



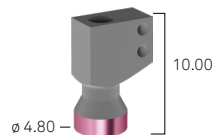
VSR-INT-CAMTRA-L

DAT-N: vite di serraggio VSR-VM-N-160-LAB inclusa. | DAT: vite di serraggio VSR-VM-180-LAB inclusa.

Scanbody per abutment

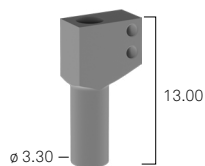
piattaforma unica

per abutment PADe, in titanio



PADR-INT-CAMTRA-L

per abutment PLAIN, in titanio

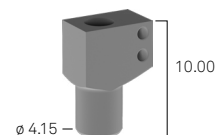


A-INT-CAMTRA-PLAIN-L

Scanbody per abutment P.A.D.: vite PAD-VP-140 inclusa.  
Scanbody per abutment PLAIN: vite A-PLAIN-VP200 inclusa.

Scanbody per sistematica Conico, in titanio

piattaforma unica

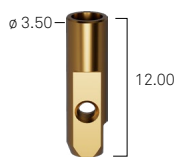


C-INT-CAMTRA-L

Analoghi digitali

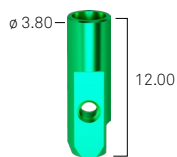
connessione DAT-N

analogo digitale



VSR-ANA-N-DIG

connessione DAT



VSR-ANA-DIG

Avvitatori per analoghi digitali


Carrier per inserimento analogo digitale M1.6



INS-ANA-160

DAT-N

Carrier per inserimento analogo digitale M1.8



INS-ANA-180-L

DAT


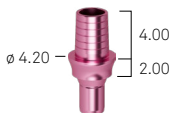


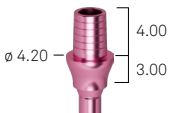
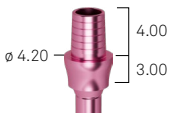
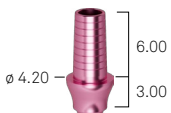
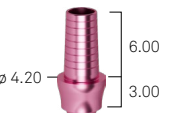
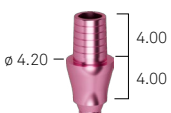



# T-Connect

## T-Connect - riposizionabili

		connessione DAT-N	connessione DAT
h emergenza 2.00	4.00 h cono	<p> <math>\phi</math> 4.20            4.00            2.00         </p> <p><b>VSR-TCF-N-S-4-T2</b></p>	<p> <math>\phi</math> 4.20            4.00            2.00         </p> <p><b>VSR-TCF-S-4-T2</b></p>
	6.00 h cono	<p> <math>\phi</math> 4.20            6.00            2.00         </p> <p><b>VSR-TCF-N-S-6-T2</b></p>	<p> <math>\phi</math> 4.20            6.00            2.00         </p> <p><b>VSR-TCF-S-6-T2</b></p>
h emergenza 3.00	4.00 h cono	<p> <math>\phi</math> 4.20            4.00            3.00         </p> <p><b>VSR-TCF-N-S-4-T3</b></p>	<p> <math>\phi</math> 4.20            4.00            3.00         </p> <p><b>VSR-TCF-S-4-T3</b></p>
	6.00 h cono	<p> <math>\phi</math> 4.20            6.00            3.00         </p> <p><b>VSR-TCF-N-S-6-T3</b></p>	<p> <math>\phi</math> 4.20            6.00            3.00         </p> <p><b>VSR-TCF-S-6-T3</b></p>
h emergenza 4.00	4.00 h cono	<p> <math>\phi</math> 4.20            4.00            4.00         </p> <p><b>VSR-TCF-N-S-4-T4</b></p>	<p> <math>\phi</math> 4.20            4.00            4.00         </p> <p><b>VSR-TCF-S-4-T4</b></p>
	6.00 h cono	<p> <math>\phi</math> 4.20            6.00            4.00         </p> <p><b>VSR-TCF-N-S-6-T4</b></p>	<p> <math>\phi</math> 4.20            6.00            4.00         </p> <p><b>VSR-TCF-S-6-T4</b></p>







DAT-N: vite di serraggio VSR-VM-160-L. | DAT: vite di serraggio VM-180-L inclusa.

T-Connect - non riposizionabili

		connessione DAT-N	connessione DAT
h emergenza 2.00	4.00 h cono	 <p>VSR-TCPCF-N-M-4-T2</p>	 <p>VSR-TCPCF-M-4-T2</p>
	6.00 h cono	 <p>VSR-TCPCF-N-M-6-T2</p>	 <p>VSR-TCPCF-M-6-T2</p>
h emergenza 3.00	4.00 h cono	 <p>VSR-TCPCF-N-M-4-T3</p>	 <p>VSR-TCPCF-M-4-T3</p>
	6.00 h cono	 <p>VSR-TCPCF-N-M-6-T3</p>	 <p>VSR-TCPCF-M-6-T3</p>
h emergenza 4.00	4.00 h cono	 <p>VSR-TCPCF-N-M-4-T4</p>	 <p>VSR-TCPCF-M-4-T4</p>
	6.00 h cono	 <p>VSR-TCPCF-N-M-6-T4</p>	 <p>VSR-TCPCF-M-6-T4</p>

DAT-N: DAT-N: vite di serraggio VSR-VM-160-L. | DAT: vite di serraggio VM-180-L inclusa.

# T-Connect per unità Chairside

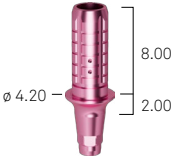
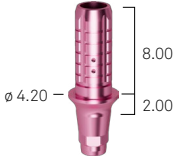




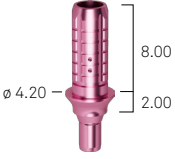
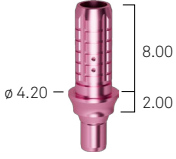
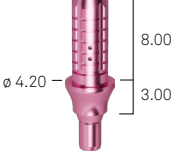
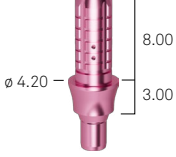
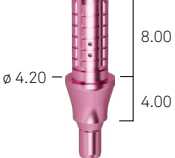
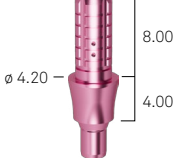
T-connect per unità Chairside - riposizionabili	
connessione DAT-N	connessione DAT
<p>2.00</p>  <p><b>VSR-TCSF-N-S-C-T2</b></p>	<p>2.00</p>  <p><b>VSR-TCSF-L-C-T2</b></p>
<p>3.00</p>  <p><b>VSR-TCSF-N-S-C-T3</b></p>	<p>3.00</p>  <p><b>VSR-TCSF-L-C-T3</b></p>
<p>4.00</p>  <p><b>VSR-TCSF-N-S-C-T4</b></p>	<p>4.00</p>  <p><b>VSR-TCSF-L-C-T4</b></p>

DAT-N: vite di serraggio VSR-VM-160-L. | DAT: vite di serraggio VM-180-L inclusa.

T-connect per unità Chairside - non riposizionabili	
connessione DAT-N	connessione DAT
<p>2.00</p>  <p><b>VSR-TCSF-R-N-S-C-T2</b></p>	<p>2.00</p>  <p><b>VSR-TCSF-R-L-C-T2</b></p>


DAT-N: vite di serraggio VSR-VM-160-L. | DAT: vite di serraggio VM-180-L inclusa.

T-connect Unica

		connessione DAT-N	connessione DAT
riposizionabile	h emergenza 2.00	 <p>VSR-TC-UNI-N-H2T2</p>	 <p>VSR-TC-UNI-H2T2</p>
	h emergenza 3.00	 <p>VSR-TC-UNI-N-H3T3</p>	 <p>VSR-TC-UNI-H3T3</p>
	h emergenza 4.00	 <p>VSR-TC-UNI-N-H4T4</p>	 <p>VSR-TC-UNI-H4T4</p>
non riposizionabile	h emergenza 2.00	 <p>VSR-TC-UNI-N-H2T2ROT</p>	 <p>VSR-TC-UNI-H2T2-ROT</p>
	h emergenza 3.00	 <p>VSR-TC-UNI-N-H3T3ROT</p>	 <p>VSR-TC-UNI-H3T3-ROT</p>
	h emergenza 4.00	 <p>VSR-TC-UNI-N-H4T4ROT</p>	 <p>VSR-TC-UNI-H4T4-ROT</p>



## Dime di taglio e holder per T-Connect Unica



Holder S (small) per dima di taglio per T-Connect Unica, lato sinistro

**TC-UNI-HOLD4-SX**

Holder S (small) per dima di taglio per T-Connect Unica, lato destro

**TC-UNI-HOLD4-DX**


Holder L (large) per dima di taglio per T-Connect Unica, lato destro

**TC-UNI-HOLD6-DX**

Holder L (large) per dima di taglio per T-Connect Unica, lato sinistro


**TC-UNI-HOLD6-SX**

dima di taglio a 4 mm per T-Connect Unica



**TC-UNI-DIMA-H4**

dima di taglio a 6 mm per T-Connect Unica



**TC-UNI-DIMA-H6**

dima di taglio per foro angolato per T-Connect Unica



**TC-UNI-DIMA-ANG**

Nota bene: disponibile il file stl per stampare autonomamente gli holder.



Guarda come è facile personalizzare in modo preciso la T-Connect Unica con le dime di taglio e l'apposito holder

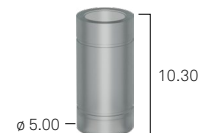
## Accessori per T-Connect Unica

O-ring per prove intraorali per T-Connect Unica



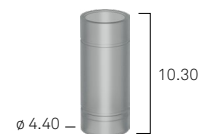
**TC-UNI-ORING**

Cannula calcinabile per T-Connect Unica, non riposizionabile



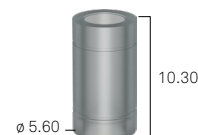
**TC-UNI-CC**

Cannula calcinabile small per T-Connect Unica, riposizionabile



**TC-UNI-CC-S**

Cannula calcinabile large per T-Connect Unica, riposizionabile



**TC-UNI-CC-L**

Inseritore O-Ring



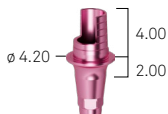
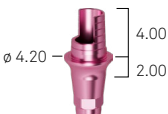
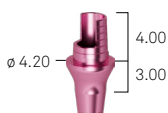

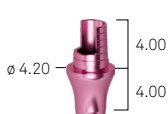

**C-UNI-ORING-INS**

# Premilled

Premilled	
connessione DAT-N	connessione DAT
<p>in titanio</p>  <p><math>\varnothing 11.50</math></p> <p>20.00</p> <p><b>VSR-120-CAMT-N-12-SW</b></p>	 <p><math>\varnothing 11.50</math></p> <p>20.00</p> <p><b>VSR-120-CAMT-12-SW</b></p>
<p>in cromo cobalto</p>  <p><math>\varnothing 11.50</math></p> <p>20.00</p> <p><b>VSR-120-CAMC-N-12-SW</b></p>	 <p><math>\varnothing 11.50</math></p> <p>20.00</p> <p><b>VSR-120-CAMC-12-SW</b></p>

DAT-N: vite di serraggio VSR-VM-160-L. | DAT: vite di serraggio VM-180-L inclusa.

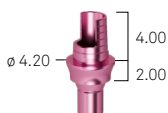
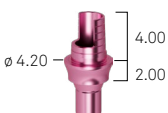
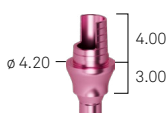
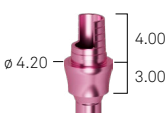
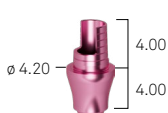

# Interfasi per foro angolato

Interfasi per corone singole - riposizionabili	
connessione DAT-N	connessione DAT
2.00  <b>VSR-TCA-N-S-4-T2</b>	 <b>VSR-TCA-S-4-T2</b>
3.00  <b>VSR-TCA-N-S-4-T3</b>	 <b>VSR-TCA-S-4-T3</b>
4.00  <b>VSR-TCA-N-S-4-T4</b>	 <b>VSR-TCA-S-4-T4</b>

Nota bene: le Interfasi sono vendute senza vite di serraggio che deve essere fornita separatamente.

Vite per connessione DAT-N: VSR-VMA-160.

Vite per connessione DAT: VSR-VMA-180.

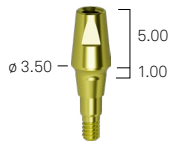
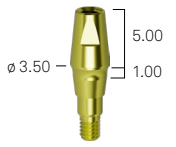
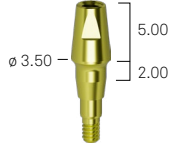
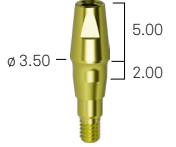


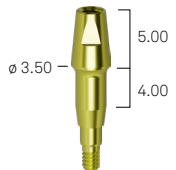

Interfasi per protesi multiple - non riposizionabili	
connessione DAT-N	connessione DAT
2.00  <b>VSR-TCAPC-N-MI-4-T2</b>	 <b>VSR-TCAPC-MI-4-T2</b>
3.00  <b>VSR-TCAPC-N-MI-4-T3</b>	 <b>VSR-TCAPC-MI-4-T3</b>
4.00  <b>VSR-TCAPC-N-MI-4-T4</b>	 <b>VSR-TCAPC-MI-4-T4</b>

Nota bene: le Interfasi sono vendute senza vite di serraggio che deve essere fornita separatamente.

Vite per connessione DAT-N: VSR-VMA-160.

Vite per connessione DAT: VSR-VMA-180.

# Protesi conometrica Conico

Pilastrini Conico dritti		
	connessione DAT-N	connessione DAT
1.00	 <p>Technical drawing of the VSR-MDAD-TS-10-N prosthetic stem. It shows a conical top with a diameter of <math>\phi 3.50</math>. Dimension lines indicate a total height of 5.00 and a conical section height of 1.00.</p> <p><b>VSR-MDAD-TS-10-N</b></p>	 <p>Technical drawing of the VSR-MDAD-TS-10 prosthetic stem. It shows a conical top with a diameter of <math>\phi 3.50</math>. Dimension lines indicate a total height of 5.00 and a conical section height of 1.00.</p> <p><b>VSR-MDAD-TS-10</b></p>
2.00	 <p>Technical drawing of the VSR-MDAD-TS-20-N prosthetic stem. It shows a conical top with a diameter of <math>\phi 3.50</math>. Dimension lines indicate a total height of 5.00 and a conical section height of 2.00.</p> <p><b>VSR-MDAD-TS-20-N</b></p>	 <p>Technical drawing of the VSR-MDAD-TS-20 prosthetic stem. It shows a conical top with a diameter of <math>\phi 3.50</math>. Dimension lines indicate a total height of 5.00 and a conical section height of 2.00.</p> <p><b>VSR-MDAD-TS-20</b></p>
3.00	 <p>Technical drawing of the VSR-MDAD-TS-30-N prosthetic stem. It shows a conical top with a diameter of <math>\phi 3.50</math>. Dimension lines indicate a total height of 8.00 and a conical section height of 3.00.</p> <p><b>VSR-MDAD-TS-30-N</b></p>	 <p>Technical drawing of the VSR-MDAD-TS-30 prosthetic stem. It shows a conical top with a diameter of <math>\phi 3.50</math>. Dimension lines indicate a total height of 5.00 and a conical section height of 3.00.</p> <p><b>VSR-MDAD-TS-30</b></p>
4.00	 <p>Technical drawing of the VSR-MDAD-TS-40-N prosthetic stem. It shows a conical top with a diameter of <math>\phi 3.50</math>. Dimension lines indicate a total height of 5.00 and a conical section height of 4.00.</p> <p><b>VSR-MDAD-TS-40-N</b></p>	 <p>Technical drawing of the VSR-MDAD-TS-40 prosthetic stem. It shows a conical top with a diameter of <math>\phi 3.50</math>. Dimension lines indicate a total height of 5.00 and a conical section height of 4.00.</p> <p><b>VSR-MDAD-TS-40</b></p>

## Pilastrì Conico angolati - non riposizionabili

	connessione DAT-N	connessione DAT
1.00 angolati a 7.5°	<p>VSR-MA07-TS-1-N</p>	<p>VSR-MA07-TS-1</p>
2.00 angolati a 7.5°	<p>VSR-MA07-TS-2-N</p>	<p>VSR-MA07-TS-2</p>
3.00 angolati a 7.5°	<p>VSR-MA07-TS-3-N</p>	<p>VSR-MA07-TS-3</p>
1.00 angolati a 15°	<p>VSR-MA15-TS-1-N</p>	<p>VSR-MA15-TS-1</p>
2.00 angolati a 15°	<p>VSR-MA15-TS-2-N</p>	<p>VSR-MA15-TS-2</p>
3.00 angolati a 15°	<p>VSR-MA15-TS-3-N</p>	<p>VSR-MA15-TS-3</p>
1.00 angolati a 22.5°	<p>VSR-MA20-TS-1-N</p>	<p>VSR-MA20-TS-1</p>
2.00 angolati a 22.5°	<p>VSR-MA20-TS-2-N</p>	<p>VSR-MA20-TS-2</p>
3.00 angolati a 22.5°	<p>VSR-MA20-TS-3-N</p>	<p>VSR-MA20-TS-3</p>

DAT-N: vite di serraggio VSR-VM-160-L. | DAT: vite di serraggio VM-180-L inclusa.

## Barre in titanio Gr. 2, per protesi su pilastri conometrici\*

profilo circolare  
l 150 mm, ø 1.20 mm



DW-BARRA1.2

profilo circolare  
l 150 mm, ø 1.50 mm



DW-BARRA1.5

profilo circolare  
l 150 mm, ø 1.80 mm



DW-BARRA1.8

profilo rettangolare  
l 100 mm, 3x1 mm



DW-BARRA1x3

profilo rettangolare  
l 100 mm, 4x2 mm




DW-BARRA2x4

\* Confezione da 5 pezzi.

## Accessori per sistemica Conico

parallelometro



PAR-PP

inserto per parallelometro



PAR-INS-DAT-N

inserto per parallelometro



PAR-INS-DAT

driver per parallelometro



CAP2-TS-PAR

Si ricorda di acquistare sempre il parallelometro con l'inserto relativo alla connessione implantare sulla quale si deve utilizzare.

## Componenti protesiche per sistemica Conico

cappetta per protesi fissa parziale o full-arch



CAP2-TS-DEF

cappetta antirotativa per elemento singolo



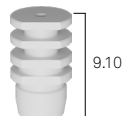
CAP2-TS-IND

cappetta per la rimozione



CAP2-TS-REM

cappetta transfer in PEEK per impronta su abutment Conico



CAP2-TS-IMP


analogo pilastro Conico



ANA2-MD-TS

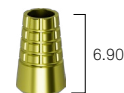
cappetta con pin da utilizzare per saldatura intraorale

(barre per saldatura disponibili su richiesta)



CAP2-TS-PIN













cappetta per protesi avvitata vite di serraggio VP200-CAP2-AVV inclusa



CAP2-TS-AVV








# Soluzioni per overdenture

## Abutment Locator R-Tx\* $\varnothing$ 3.35









h transucosa	DAT-N	DAT
1.00 mm	 $\varnothing$ 3.35 1.00 <b>31101-01</b>	 $\varnothing$ 3.35 1.00 <b>31100-01</b>
2.00 mm	 $\varnothing$ 3.35 2.00 <b>31101-02</b>	 $\varnothing$ 3.35 2.00 <b>31100-02</b>
3.00 mm	 $\varnothing$ 3.35 3.00 <b>31101-03</b>	 $\varnothing$ 3.35 3.00 <b>31100-03</b>
4.00 mm	 $\varnothing$ 3.35 4.00 <b>31101-04</b>	 $\varnothing$ 3.35 4.00 <b>31100-04</b>
5.00 mm	 $\varnothing$ 3.35 5.00 <b>31101-05</b>	 $\varnothing$ 3.35 5.00 <b>31100-05</b>
6.00 mm	 $\varnothing$ 3.35 6.00 <b>31101-06</b>	 $\varnothing$ 3.35 6.00 <b>31100-06</b>

\* Confezionamento All-in-One che include un abutment, un anello distanziatore, una cappetta e un inserto per ogni ritenzione (grigio, blu, rosa, bianco).



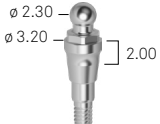

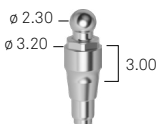
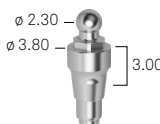
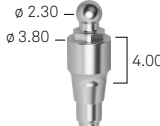
## Cappette e ritentori per abutment Locator R-Tx

	piattaforma unica
conf. da n. 4 cappette e 4 ritentori neri per la presa d'impronta	 <b>30013</b>
conf. da n. 4 inserti grigi, senza ritenzione	 <b>30001</b>
conf. da n. 4 inserti blu, a bassa ritenzione	 <b>30002</b>
conf. da n. 4 inserti rosa, a media ritenzione	 <b>30003</b>
conf. da n. 4 inserti bianchi, ad alta ritenzione	 <b>30004</b>
conf. da n. 4 ritentori in plastica neri per la presa d'impronta	 <b>30012</b>
anellini distanziatori in gomma siliconica di ricambio, confezione da 20 unità	 <b>8514</b>

## Accessori e ricambi per abutment Locator R-Tx

	piattaforma unica
conf. da n. 4 analoghi in alluminio del Locator R-Tx $\varnothing$ 3.35 mm	 <b>30014</b>
conf. da n. 4 analoghi in alluminio del Locator R-Tx $\varnothing$ 4.00 mm	 <b>30015</b>
conf. da n. 4 analoghi in alluminio del Locator R-Tx $\varnothing$ 5.00 mm	 <b>30016</b>
conf. da n. 4 transfer per Locator R-Tx con bassa ritenzione, misura unica	 <b>30017</b>
conf. da n.4 cappette spaziatrici per realizzazione o ribasatura protesi	 <b>30018</b>
Locator core tool per Locator R-Tx	 <b>30021</b>
avvitatore per contrangolo per Locator R-Tx, hex. 1.25 mm	 <b>08008</b>
avvitatore digitale per Locator R-Tx, hex. 1.25 mm	 <b>08007</b>

## Attacchi sferici

	connessione DAT-N	connessione DAT
1.00	 <p><b>VSR-AS-N-1</b></p>	 <p><b>VSR-AS-1</b></p>
2.00	 <p><b>VSR-AS-N-2</b></p>	 <p><b>VSR-AS-2</b></p>
3.00	 <p><b>VSR-AS-N-3</b></p>	 <p><b>VSR-AS-3</b></p>
4.00	-	 <p><b>VSR-AS-4</b></p>


## Analogo per attacchi sferici

piattaforma unica
 <p><b>ANAS</b></p>

## Barre

<p>barre calcinabili, l 5.00 cm, h 3.00 mm, spessore 2.20 mm, profilo ovoidale con spaziatore</p>	 <p><b>BARC-CAV-TIT</b></p>
<p>cavalieri divisibili in titanio per barre ovoidali, h 3.00 mm, spessore 2.20 mm</p>	 <p><b>CAV-TIT</b></p>
<p>barre calcinabili, l 5.00 cm, ø 2.20 mm</p>	 <p><b>BARC</b></p>
<p>cavalieri in lega aurea per barre tonde di ø 2.20 mm</p>	 <p><b>CAV-375</b></p>

## Cappette per attacchi sferici

	piattaforma unica
<p>cappette in poliammide</p>	 <p><b>CAP-TFL-1</b></p>
<p>contenitori in acciaio per cappetta, diametro esterno ø 4.80 mm</p>	 <p><b>CONT-CAP-TFL-1</b></p>
<p>cappette in titanio Gr. 5, complete di cuffia in 2 parti, molla di ritenzione in titanio e anello di montaggio in plastica</p>	 <p><b>CAP-TIT-1</b></p>
<p>anelli in plastica di ricambio</p>	 <p><b>AN-CAP-TIT-1</b></p>
<p>molle di ritenzione di ricambio per cuffia in titanio, media durezza</p>	 <p><b>MOL1-CAP-TIT-1</b></p>
<p>molle di ritenzione di ricambio per cuffia in titanio, morbida</p>	 <p><b>MOL2-CAP-TIT-1</b></p>
<p>cappette in lega aurea, complete di 3 anelli di plastica e un distanziatore in stagno da laboratorio</p>	 <p><b>CAP-1</b></p>



# Viti protesiche intraorali e da laboratorio

## Vite di serraggio per transfer a strappo

	VSR-VTRA-160-08	DAT-N	h 8.00
	VSR-VTRA-180-08	DAT	
	VSR-VTRA-160-10	DAT-N	h 10.00
	VSR-VTRA-180-10	DAT	

## Viti per il ricondizionamento dei tessuti molli

	VSR-VTRA-160-08	DAT-N
	VSR-VTRA-180-08	DAT

## Vite dedicate alle Interfasi CSR

	VSR-VMA-160	DAT-N
	VSR-VMA-180	DAT

Nota bene: queste viti vanno serrate tramite i cacciaviti dedicati DSPDCLH-24 e DSPDCLH-32.

## Viti Q120 - con appoggio a 120°

	VSR-VM-160-L	conf. da 10 unità	DAT-N
	VSR-VM-160-L-10		
	VM-180-L	conf. da 10 unità	DAT
	VM-180-L-10		

## Viti per abutment PADe

	VSR-PADR-VM-180-F	per abutment PADe	DAT
	VSR-PADR-VM-180-F-10	per abutment PADe	
	VSR-PADR-VM-N-160-F	per abutment PADe	DAT-N
	VSR-PADR-VM-N-160-F-10	per abutment PADe	
	PAD-VTRAL-140	per transfer Pick-up, lunga	
	PAD-VTRA-140	per transfer Pick-up, standard	
	PAD-VTRAL-140-MAN	per transfer Pick-up, per avvitamento manuale	
	PAD-VP-140	per componenti protesiche su abutment PADe	
	PAD-VP-140-10	per componenti protesiche su abutment PADe, conf. da 10 unità	
	PADR-VTRAL-140-M	carrier per PADe	

## Vite per cappetta avvitata conometrica CAP2-TS-AVV

	VP200-CAP2-AVV	per cappetta avvitata
	VP200-CAP2-AVV-10	conf. da 10 unità

## Viti per abutment PLAIN

	A-PLAIN-VP200	per abutment PLAIN
	A-PLAIN-VP200-10	per abutment PLAIN, conf. da 10 unità
	A-PLAIN-VTRA200	per transfer Pick-up per abutment PLAIN

## Vite da laboratorio per scanbody

	VSR-VTRA-160-10	DAT-N
	VSR-VTRA-180-10	DAT







## Vite per protesi customizzate CAD-CAM

	PAD-VCAM140	per serraggio di sovrastrutture in ossido di zirconio su abutment PADe
	CAMPRON205-10	anellini di ammortizzazione della testa della vite di serraggio

## Vite da laboratorio per pilastri, abutment angolati PADe, T-Connect e scanbody

	VSR-VM-N-160-LAB	conf. da 10 pz	DAT-N
	VSR-VM-N-160-LAB-10		
	VSR-VM-180-LAB	conf. da 10 pz	DAT
	VSR-VM-180-LAB-10		

### Vite di serraggio per transfer Pick-up

	<b>VSR-VTRA-160-15</b>	DAT-N	h 15.00
	<b>VSR-VTRA-180-15</b>	DAT	
	<b>VSR-VTRA-160-20</b>	DAT-N	h 20.00
	<b>VSR-VTRA-180-20</b>	DAT	
	<b>VSR-VTRA-160-MAN</b>	DAT-N	per avvitamento manuale
	<b>VSR-VTRA-180-MAN</b>	DAT	

### Torque raccomandato per il serraggio delle componenti protesiche

8-10 Ncm viti chirurgiche di chiusura, transmucose di guarigione, viti per transfer

20-25 Ncm tutte le viti protesiche

25-30 Ncm tutte le componenti protesiche ad avvitamento diretto su impianto

8-10 Ncm viti di serraggio transfer

#### Avvertenza importante

Le viti di serraggio sono sempre incluse nelle confezioni di ciascun componente protesico, salvo dove espressamente indicato.

Si raccomanda di utilizzare viti di prova per le fasi di laboratorio e di conservare la nuova vite in dotazione per il fissaggio definitivo in bocca.





rev. 11-25



**Sweden & Martina S.p.A.**  
Via Veneto, 10  
35020 Due Carrare (PD), Italy  
Tel. +39.049.9124300  
info@sweden-martina.com  
www.sweden-martina.com

**Sweden & Martina Ltd - United Kingdom**  
info.uk@sweden-martina.com  
**Sweden & Martina Inc. - Distributor for U.S.**  
info.us@sweden-martina.com

**Sweden & Martina Mediterranea S.L. - España**  
info.es@sweden-martina.com  
**Sweden & Martina Lda - Portugal**  
info.pt@sweden-martina.com  
**Sweden Martina România srl - România**  
info.ro@sweden-martina.com

Gli impianti, le componenti protesiche e gli strumenti chirurgici presenti nella pubblicazione sono dispositivi medici e sono fabbricati da Sweden & Martina S.p.A., ad eccezione di:

- Locator Abutment e relative componenti sono dispositivi medici fabbricati da Zest Anchors, Inc., 2875 Loker Avenue East, Carlsbad, CA 92010, USA. Locator è un marchio registrato di Zest Anchors, Inc.
- Chiave dinamometrica con leva di controllo TWL e relativo adattatore sono dispositivi medici fabbricati da Elos Medtoh Pinol A/S, Engvej 33, 3330 Gorlose, Danimarca.
- Cacciaviti per foro angolato, dispositivi medici fabbricati da Talladium España S.L., Avenida Blondel, 54 3º, 25002 Lleida, Spagna.

Gli articoli presenti sono conformi alle norme ISO 9001 e ISO 13485 e sono registrati con marchio CE in accordo con il Regolamento (UE) Dispositivi Medici n.2017/745. Lo stabilimento Sweden & Martina produce Dispositivi Medici in conformità alle cGMP vigenti in USA e in altri paesi del mondo.



Alcuni prodotti potrebbero non essere disponibili in tutti i mercati.  
Tutti i marchi presenti nella pubblicazione sono proprietà di Sweden & Martina, con eccezione dei prodotti per i quali è diversamente indicato.  
Questi prodotti sono destinati agli studi medici e ai laboratori, la loro vendita non è rivolta al paziente.  
È vietato rivendere, duplicare o divulgare i prodotti contenuti nella presente pubblicazione senza il consenso scritto di Sweden & Martina S.p.A.  
Per ulteriori informazioni sui prodotti, incluse indicazioni, controindicazioni, avvertenze, precauzioni e potenziali effetti collaterali, si faccia riferimento al sito web di Sweden & Martina S.p.A.  
I contenuti sono aggiornati al momento della pubblicazione. Contattare l'azienda Sweden & Martina per gli aggiornamenti successivi.