CSR

Product Overview



sweden & martina



Sweden & Martina



Dental Arena

CSR
List of contents

4 CSR Implants
7 Clinical case courtesy of Dr. Giuseppe Pellitteri, Bolzano
8 CSR: the security of the conical connection, the versatility of the endosseous morphology
10 ZirTi surface: ideal for osteointegration
11 DAT conical connection
12 Surgical kits
16 Surgical kits for guided surgery
20 Complements for guided surgery
21 Optional surgical instruments
23 Healing abutments
26 Tissue conditioners
27 Impression taking and model phase
28 SIMPLE provisional posts
29 Posts
31 Preparable posts
32 Extraction system for posts
32 Prosthetic line PAD^{e} (Aesthetic screw-retained disparallel prosthesis)
35 Prosthesis on SC abutment
36 Prosthesis on PLAIN abutment
37 Components for digital prosthesis
38 Scanbody
39 T-Connect
40 Chairside T-Connect
43 Premilled
44 Angled screw hole Interfase
45 Conico conometric prosthesis
48 Overdenture solutions
50 Solutions for Easy Fix technique: OT EQUATOR®
56 Implant site preparation sequences
49 Clinical and laboratory prosthetic screws

sweden & martina

CSR implants

DAT-N connection		
	Straight Neck	Straight Neck
h fixture	ø 3.00ST	ø 3.50ST
6.50 mm	-	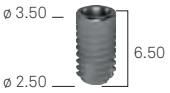 VSR-ZT-350ST-065
8.50 mm	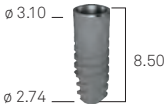 VSR-ZT-300ST-085	 VSR-ZT-350ST-085
10.00 mm	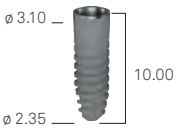 VSR-ZT-300ST-100	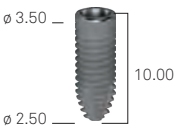 VSR-ZT-350ST-100
11.50 mm	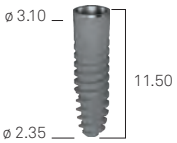 VSR-ZT-300ST-115	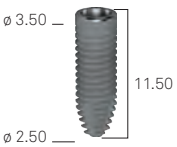 VSR-ZT-350ST-115
13.00 mm	 VSR-ZT-300ST-130	 VSR-ZT-350ST-130
15.00 mm	 VSR-ZT-300ST-150	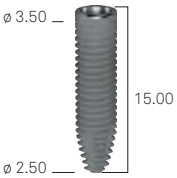 VSR-ZT-350ST-150
18.00 mm	-	 VSR-ZT-350ST-180
Surgical cover screw - included		
	 VSR-VT-N	 VSR-VT-N
Reverse unscrewing cover screw for all CSR implants*		
	 VSR-VTP-N	

**These screws must be removed with: RIM-20-EX. Product available for purchase separately.*

	DAT connection				
	Straight Neck	Wide Neck	Wide Neck	Reduced Neck	Reduced Neck
	ø 3.80ST	ø 3.80	ø 4.20	ø 4.20RN	ø 5.00RN
	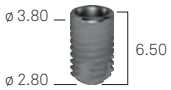 VSR-ZT-380ST-065	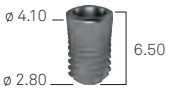 VSR-ZT-380-065	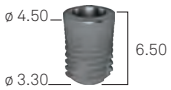 VSR-ZT-420-065	 VSR-ZT-420RN-065	 VSR-ZT-500RN-065
	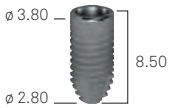 VSR-ZT-380ST-085	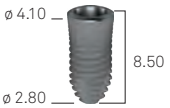 VSR-ZT-380-085	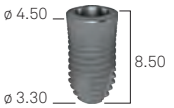 VSR-ZT-420-085	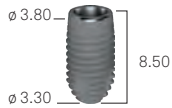 VSR-ZT-420RN-085	 VSR-ZT-500RN-085
	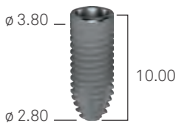 VSR-ZT-380ST-100	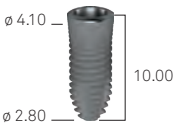 VSR-ZT-380-100	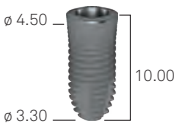 VSR-ZT-420-100	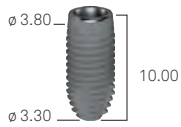 VSR-ZT-420RN-100	 VSR-ZT-500RN-100
	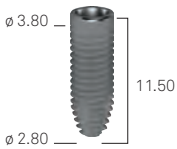 VSR-ZT-380ST-115	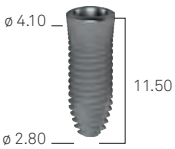 VSR-ZT-380-115	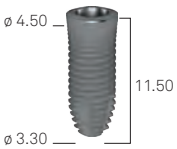 VSR-ZT-420-115	 VSR-ZT-420RN-115	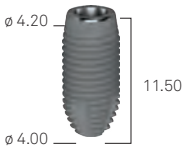 VSR-ZT-500RN-115
	 VSR-ZT-380ST-130	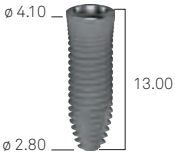 VSR-ZT-380-130	 VSR-ZT-420-130	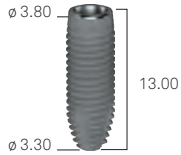 VSR-ZT-420RN-130	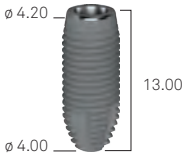 VSR-ZT-500RN-130
	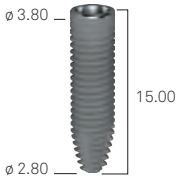 VSR-ZT-380ST-150	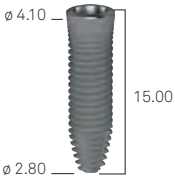 VSR-ZT-380-150	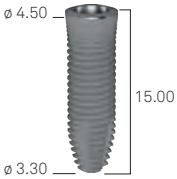 VSR-ZT-420-150	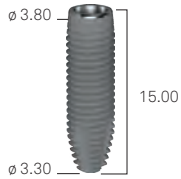 VSR-ZT-420RN-150	-
	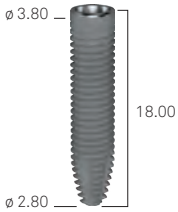 VSR-ZT-380ST-180	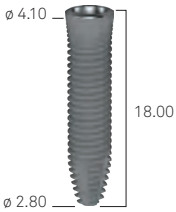 VSR-ZT-380-180	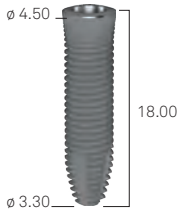 VSR-ZT-420-180	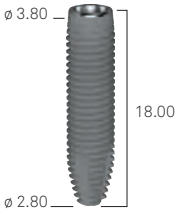 VSR-ZT-420RN-180	-
	 VSR-VT	 VSR-VT	 VSR-VT	 VSR-VT	 VSR-VT
			 VSR-VTP		

**These screws must be removed with: RIM-20-EX. Product available for purchase separately.*

CSR RF SL implants

	DAT connection		
h fixture	ø 3.80	ø 4.25	ø 5.00
6.50 mm	-	-	-
8.50 mm	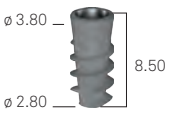 **VS-ZT-380SL-085**	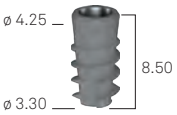 **VS-ZT-425SL-085**	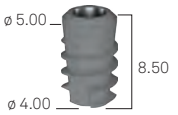 **VS-ZT-500SL-085**
10.00 mm	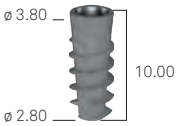 **VS-ZT-380SL-100**	 **VS-ZT-425SL-100**	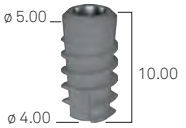 **VS-ZT-500SL-100**
11.50 mm	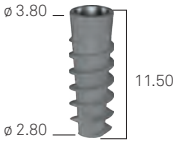 **VS-ZT-380SL-115**	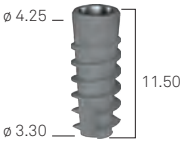 **VS-ZT-425SL-115**	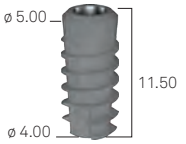 **VS-ZT-500SL-115**
13.00 mm	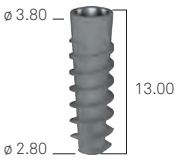 **VS-ZT-380SL-130**	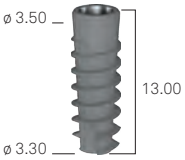 **VS-ZT-425SL-130**	 **VS-ZT-500SL-130**
15.00 mm	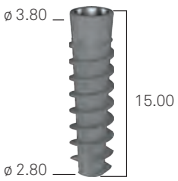 **VS-ZT-380SL-150**	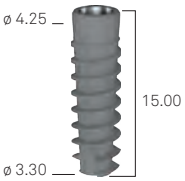 **VS-ZT-425SL-150**	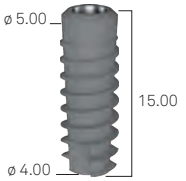 **VS-ZT-500SL-150**
18.00 mm	-	-	-
Surgical cover screw - included			
	 **VSR-VT**	 **VSR-VT**	 **VSR-VT**
Reverse unscrewing cover screw for all CSR implants*			
		 **VSR-VTP**	

**These screws must be removed with: RIM-20-EX. Product available for purchase separately.*

Clinical case courtesy of Dr. Giuseppe Pellitteri, Bolzano

70-year-old male patient with a zirconia pin fracture on tooth 31. After extraction of the remaining tooth, a CSR implant with a reduced diameter is inserted and loaded immediately.



Initial situation: element 31 has a fracture of the zirconia pin.

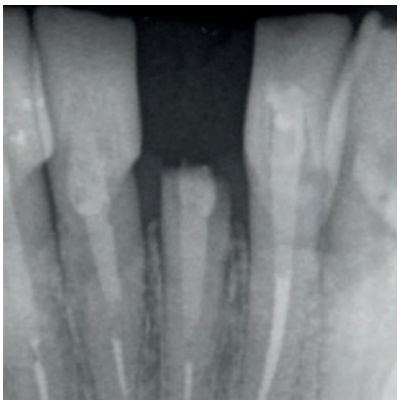

Pre-surgery X-ray.

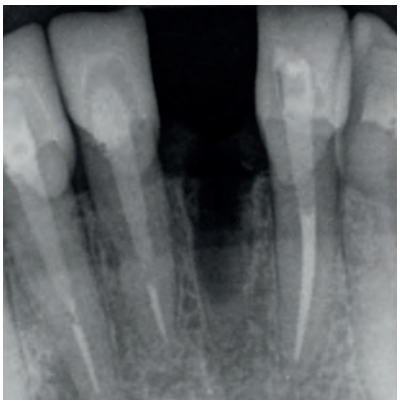

The extraction of the remaining element is planned and a post-extraction X-ray is taken.





CSR ø 3.00 mm Straight Neck implant inserted following extraction. Given the limited prosthetic space, an implant with a high-performance thread and reduced diameter was chosen.



The implant is loaded immediately with a preformed abutment for direct screw-in fixation.

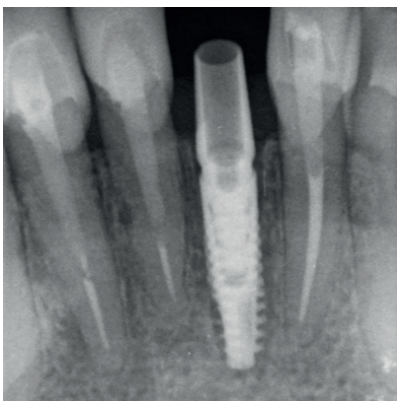

Post-surgery X-ray.



Provisional 6 days after surgery. Note the good healing of the soft tissues.

CSR: the security of the conical connection, the versatility of the endosseous morphology

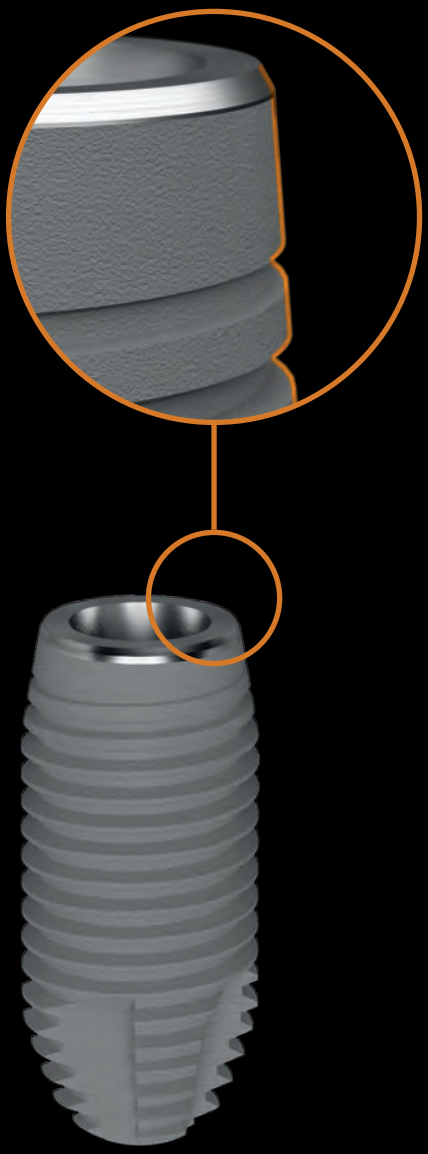

REDUCED NECK

Convergent neck to ensure greater space at the crest level and promote bone growth

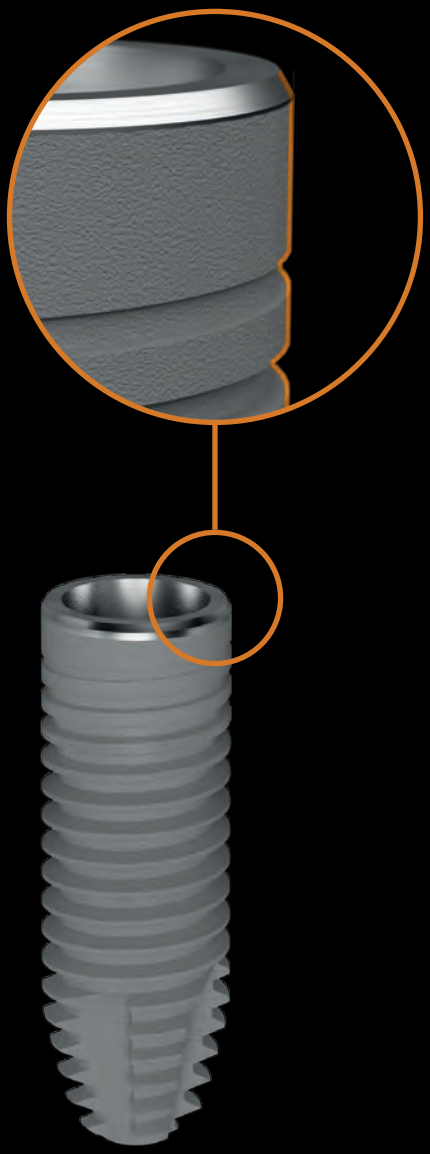

STRAIGHT NECK

Straight morphology, uniform along the entire length of the implant

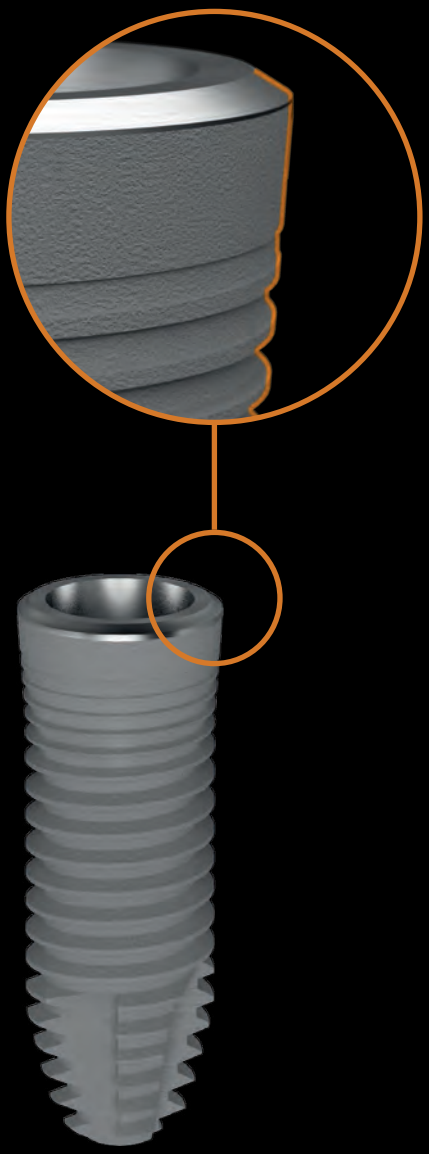

WIDE NECK

**Divergent neck to exploit bicortical attachment and achieve great primary stability.
Optimal for sinus lifts via a crestal approach**

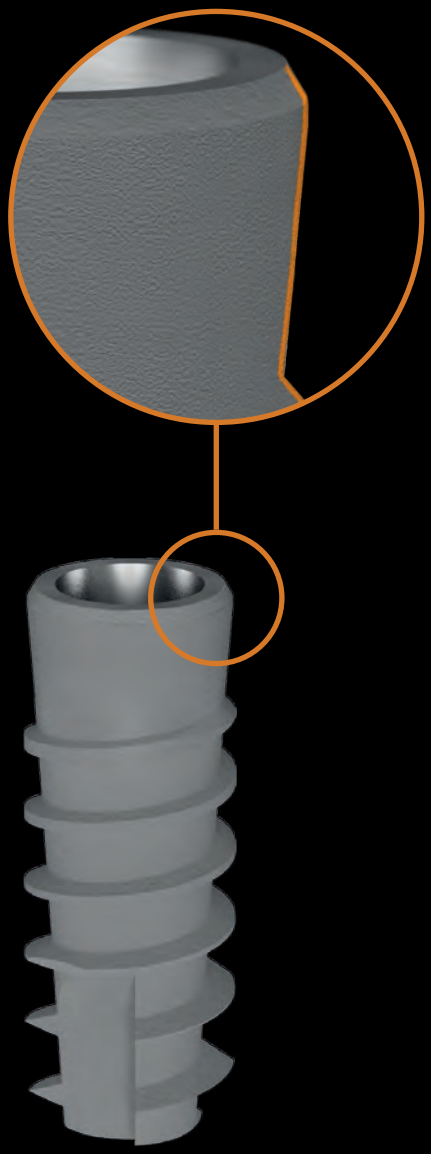

RF SL NECK

Slightly divergent neck to ensure stability in poorly mineralised bone

ZirTi surface: ideal for osseointegration

The ZirTi surface is obtained with a sandblasting process with zirconium oxide, followed by an acid etching, techniques that contribute to a topography to which the osteoblasts have shown to intimately adapt and to activate rapid proliferation.

Sa: 1.4-1.7 µm



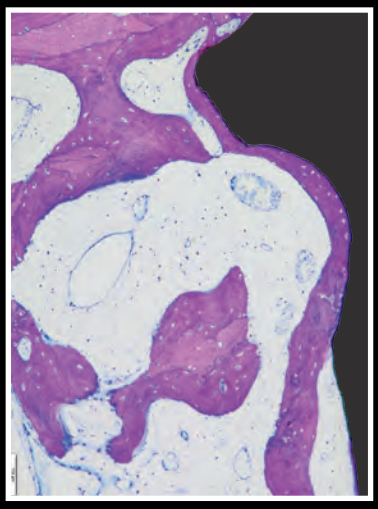

Histology in humans at 3 months: even in bone D4, excellent mineralization is observed in contact with the ZirTi surface.

Image courtesy of prof. Marco Gargari and dr. Antonio Rocci.



*Enlargements of primary osteoblasts on the ZirTi surface: in images A and B, the **intimate adaptation of a cell on the peaks** that characterize the ZirTi can be observed, thanks to a section obtained with FIB (Focused Ion Beam).*

Image courtesy of Prof. Macaluso, University of Parma, Department of Medicine and Surgery - Dentistry Center

Bibliography on ZirTi surface.

DAT conical connection

The DAT connection is the most distinctive feature of the CSR implant: an interface with a pronounced taper (6° per side) ensures an excellent seal against bacterial infiltration, protecting the bone from the risk of peri-implant infections that could compromise proper osseointegration and implant survival.
Moreover, the depth of the connection allows for correct distribution of masticatory forces.

CSR implants with a reduced diameter of 3.00 mm and 3.50 mm feature the DAT-N connection, which is the *narrow* version of the conical connection.

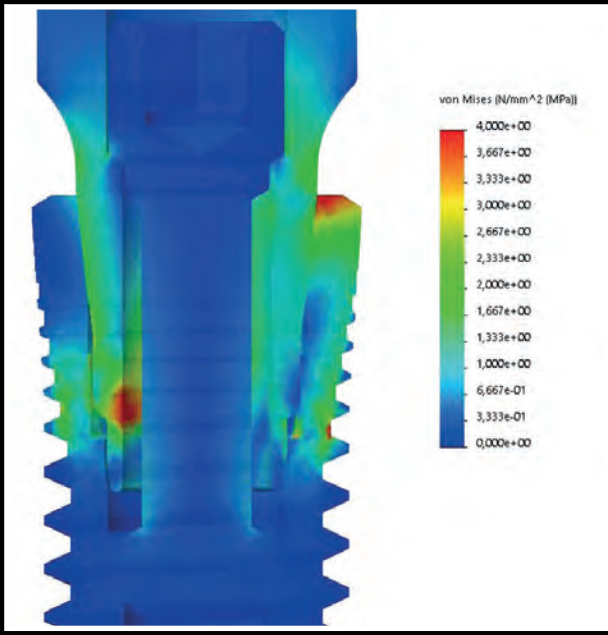

FEM (Finite Element Method) analysis of a CSR implant with abutment and Q120 tightening screw: the image highlights the proper distribution of masticatory forces ensured by the depth of the connection.

Connection details

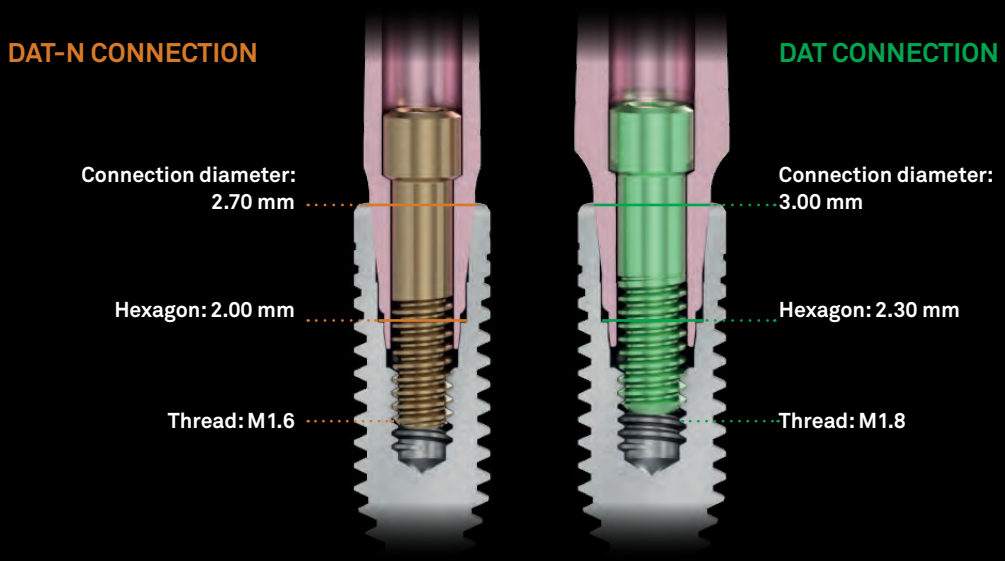

CSR surgical kit

Complete surgical kit containing all the necessary tools for the insertion of CSR implants (code ZCSR-INT).
All instruments can be purchased individually as spare parts.

1 **Precision drill**
FS-230

2 **Pilot drill**
○ CSR-FP-200

3 **Intermediate conical drill**
○ CSR-FI-280

4 **ø 3.20 final drill**
● CSR-FF-320

5 **ø 3.60 final drill**
● CSR-FF-360

23 **Screwdriver for straight PADe abutments**
AVV2-ABUT

22 **PADe transfer screw with manual tightening**
PAD-VTRAL-140-MAN

21 **Parallelism pins**
PP-2/28



20 **Digital surgical screwdrivers**
HSMXS-20-DG HSM-20-DG HSML-20-DG

19 **Prosthesic screwdrivers**
HSM-20-CA HSM-20-EX HSML-20-EX HSMXL-20-EX

18 **Easy Insert driver hex. 2.30 mm**
EASY4-EX230-EX EASYC4-EX230-CA EASYL4-EX230-CA

12 **CSR-TRAY-INT instrument carrying case in Radel.**

6



ø 4.40 final drill
- CSR-FF-440

7



Stops for intermediate conical drill
- CSR-STOP-2028-065
- CSR-STOP-2028-085
- CSR-STOP-2028-100
- CSR-STOP-2028-115
- CSR-STOP-2028-130
- CSR-STOP-2028-150

8



Stops for final drill ø 3.20 and ø 3.60 mm
- CSR-STOP-3236-065
- CSR-STOP-3236-085
- CSR-STOP-3236-100
- CSR-STOP-3236-115
- CSR-STOP-3236-130
- CSR-STOP-3236-150

9



Stops for final drill ø 4.40
- CSR-STOP-440-065
- CSR-STOP-440-085
- CSR-STOP-440-100
- CSR-STOP-440-115
- CSR-STOP-440-130



10



Countersink drills
FGS-200/300
CSR-FC-350ST
CSR-FC-380ST
CSR-FC-380
CSR-FC-420RN
CSR-FC-420

11



Torque wrench
TWL

12



Torque wrench adapter
TWL-AVV-EX

13



Adapter
AVV-CA-DG-EX

14



Extension
BPM-15

17

Easy Insert driver hex. 2.00 mm

EASY4-EX200-EX



EASYC4-EX200-CA



EASYL4-EX200-CA



16



Extension for surgical drill
PROF-CAL3

15



Adapter
B-AVV-CA3

X-ray templates included in the kit, they can be reordered separately with the codes CSR-L100 (real size), CSR-L120 (20% larger size), CSR-L130 (30% larger size).

CSR RF SL surgical kit

Complete surgical kit containing all the necessary tools for the insertion of CSR RF SL implants (code ZCSRRF-INT).
All instruments can be purchased individually as spare parts.

1



Precision drill
FS-230

2



Pilot drill
• CSR-FP-200

3



ø 2.50 mm intermediate drill
○ SE-FK250

4



Stops for pilot drill and intermediate conical drill
•○ CSR-STOP-2028-085
•○ CSR-STOP-2028-100
•○ CSR-STOP-2028-115
•○ CSR-STOP-2028-130
•○ CSR-STOP-2028-150

19



Bone tapers
• SH-MS-380-CA
• SH-MS-425-CA
• SH-MS-500-CA

18



Torque control ratchet
CRI5-KIT

17



Adapter
AVV-CA-DG-EX

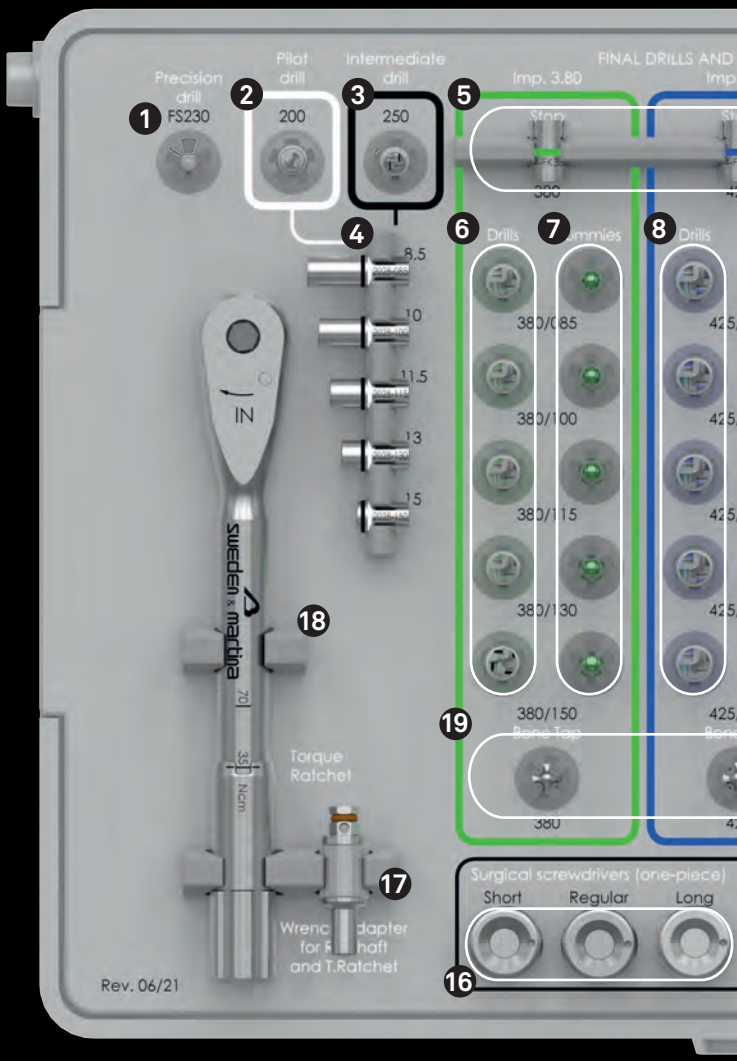

16

Digital surgical screwdrivers

HSMXS-20-DG



HSM-20-DG



HSML-20-DG



15

Prosthesic screwdrivers

HSM-20-CA



HSM-20-EX



HSML-20-EX



 CSRRF-TRAY-INT instrument carrying case in Radel.

5



Stops for conical drill

- SH-STOP4-FK380
- SH-STOP4-FK425
- SH-STOP4-FK500

6



Conical drills

- SH-FK380-085
- SH-FK380-100
- SH-FK380-115
- SH-FK380-130
- SH-FK380-150

7



Replies

- SH-380-085-RP
- SH-380-100-RP
- SH-380-115-RP
- SH-380-130-RP
- SH-380-150-RP

8



Conical drills

- SH-FK425-085
- SH-FK425-100
- SH-FK425-115
- SH-FK425-130
- SH-FK425-150

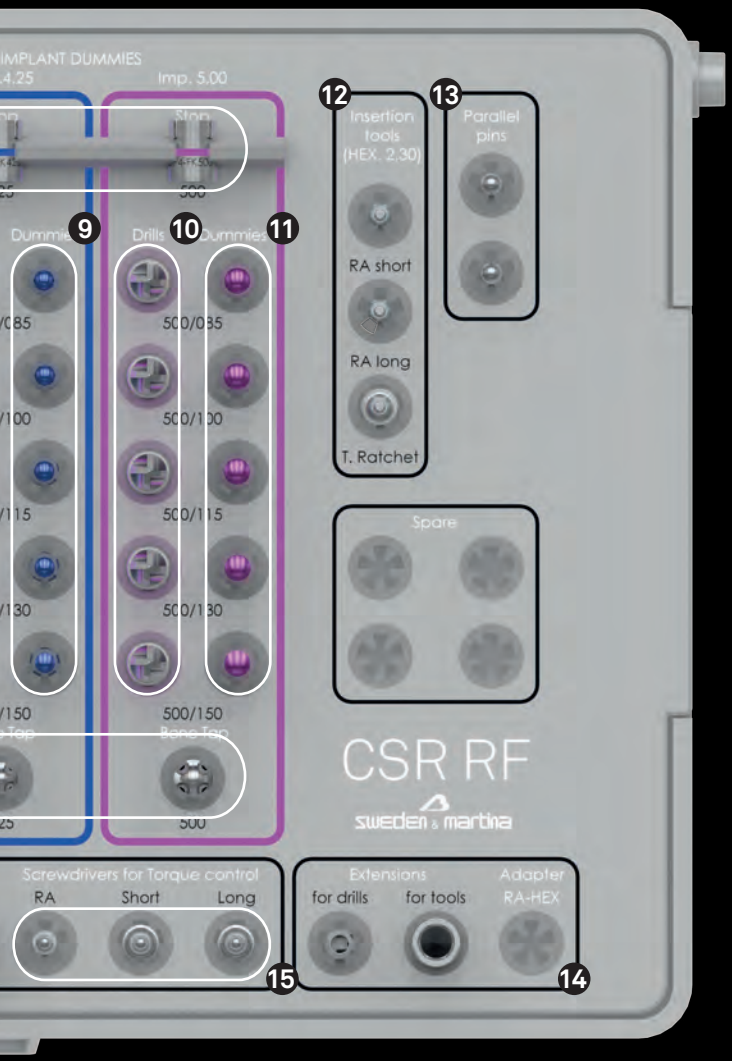

9



Replies

- SH-425-085-RP
- SH-425-100-RP
- SH-425-115-RP
- SH-425-130-RP
- SH-425-150-RP

10



Conical drills

- SH-FK500-085
- SH-FK500-100
- SH-FK500-115
- SH-FK500-130
- SH-FK500-150

11



Replies

- SH-500-085-RP
- SH-500-100-RP
- SH-500-115-RP
- SH-500-130-RP
- SH-500-150-RP

14

Extensions

PROF-CAL3



BPM-15



13

Parallelism pins

PPTL-2-28



12

Easy Insert driver hex. 2.30 mm

EASYC4-EX230-CA



EASYL4-EX230-CA



EASY4-EX230-EX



X-ray templates included in the kit, they can be reordered separately with the codes CSRRFSL-L100 (real size), CSRRFSL-L120 (20% larger size), CSRRFSL-L130 (30% larger size),

Single surgical kit for all CSR and CSR RF SL implants

Complete surgical kit containing all the necessary tools for the insertion of i CSR and CSR RF SL (cod. ZCSRUNI-INT)

1 **Precision drill**
FS-230

2 **Pilot drill**
• CSR-FP-200

3 **Intermediate conical drill**
○ CSR-FI-280

4 **ø 3.20 final drill**
• CSR-FF-320

5 **ø 3.60 final drill**
• CSR-FF-360

6 **ø 4.40 final drill**
• CSR-FF-440

30 **Countersink drills**
FGS-200/300
CSR-FC-350ST
CSR-FC-380
CSR-FC-380ST
CSR-FC-420
CSR-FC-420RN

29 **Parallelism pins**
PP-2/28

28 **Digital surgical screwdrivers**
HSMXS-20-DG
HSM-20-DG
HSML-20-DG

27 **Prosthesic screwdrivers**
HSM-20-CA
HSM-20-EX
HSML-20-EX
HSMXL-20-EX



26 **Easy Insert driver hex. 2.30 mm**
EASY4-EX230-EX
EASYC4-EX230-CA
EASYL4-EX230-CA

25 **Easy Insert driver hex.2.00 mm**
EASY4-EX200-EX
EASYC4-EX200-CA
EASYL4-EX200-CA

24 **Extension**
PROF-CAL3

23 **Extension**
BPM-15

22 **Adapter**
B-AVV-CA3

 CSRUNI-TRAY-INT instrument carrying case in Radel.

7



Stops for pilot drill and intermediate conical drill

- CSR-STOP-2028-065
- CSR-STOP-2028-085
- CSR-STOP-2028-100
- CSR-STOP-2028-115
- CSR-STOP-2028-130
- CSR-STOP-2028-150

8



Stops for final drill ø 3.20 and ø 3.60 mm

- CSR-STOP-3236-065
- CSR-STOP-3236-085
- CSR-STOP-3236-100
- CSR-STOP-3236-115
- CSR-STOP-3236-130
- CSR-STOP-3236-150

9



Stops for final drill ø 4.40

- CSR-STOP-440-065
- CSR-STOP-440-085
- CSR-STOP-440-100
- CSR-STOP-440-115
- CSR-STOP-440-130

10



Stops for conical drill

- SH-STOP4-FK380
- SH-STOP4-FK425
- SH-STOP4-FK500

11

Torque control ratchet
CRI5-KIT



12



Adapter
AVV-CA-DG-EX

13



Conical drills

- SH-FK380-085
- SH-FK380-100
- SH-FK380-115
- SH-FK380-130
- SH-FK380-150

14



Replies

- SH-380-085-RP
- SH-380-100-RP
- SH-380-115-RP
- SH-380-130-RP
- SH-380-150-RP

15



Conical drills

- SH-FK425-085
- SH-FK425-100
- SH-FK425-115
- SH-FK425-130
- SH-FK425-150

16



Replies

- SH-425-085-RP
- SH-425-100-RP
- SH-425-115-RP
- SH-425-130-RP
- SH-425-150-RP



21



Screwdriver for straight PADe abutments
AVV2-ABUT

20



PADe transfer screw with manual tightening
PAD-VTRAL-140-MAN

19



Bone tapers

- SH-MS-380-CA
- SH-MS-425-CA
- SH-MS-500-CA

18



Replies

- SH-500-085-RP
- SH-500-100-RP
- SH-500-115-RP
- SH-500-130-RP
- SH-500-150-RP

17



Conical drills

- SH-FK500-085
- SH-FK500-100
- SH-FK500-115
- SH-FK500-130
- SH-FK500-150

X-ray templates included in the kit, they can be reordered separately with the codes CSR-L100, CSRRFSL-L100 (real size), CSR-L120, CSRRFSL-L120 (20% larger size), CSR-L130, CSRRFSL-L130 (30% larger size).

Echoplan PRO C surgical kit

Complete surgical kit containing all the necessary instruments for guided surgery with CSR implants (code ZGS-PRO-C-INT).
In the Tray there are a number of instrument slots referring to different systematics. These instruments are therefore not included in the standard kit.

1
Mucotomes
GS-MUC-415
GS-MUC-550

2
Crestal levellers
GS-LC-415
GS-LC-550

3
Initial drills and progressive drills
GS-F200-415
GS-F200-550
GS-F2030-550

4
Optional drills for implants ø 6.50, ø 3.00, 3.50 and 3.80 mm
GS-F200-065-415
GS-F280-065-415
GS-F320-065-415

18
Optional drills for implants h 18.00 mm, ø 3.00, 3.50 and 3.80 mm
GS-F200-180-415
GS-F280-180-415
GS-F320-180-415

17
Optional drills for implants h 18.00 mm, ø 4.20 and 5.00 mm
GS-F200-180-550
GS-F360-180-550



16
Digital knob
AVV3-MAN-DG

15
Prosthesic screwdrivers
HSM-20-EX HSML-20-EX HSM-20-DG HSML-20-DG HSM-20-CA

14
Torque control ratchet
CRI5-KIT

 GSPROC-TRAY-INT instrument carrying case in Radel.

5



Optional drills for implants ø 6.50, ø 4.20 and 5.00 mm
GS-F200-065-550
GS-F300-065-550
GS-F360-065-550
GS-F440-065-550

6



Final drill for ø 3.00 mm implants
GS-F200-085-415
GS-F200-100-415
GS-F200-115-415
GS-F200-130-415
GS-F200-150-415

7



Final drill for ø 3.5 mm implants
GS-F280-085-415
GS-F280-100-415
GS-F280-115-415
GS-F280-130-415
GS-F280-150-415



8



Final drill for ø 3.80 mm implants
GS-F320-085-415
GS-F320-100-415
GS-F320-115-415
GS-F320-130-415
GS-F320-150-415

9



Intermediate drills for sleeve ø 5.50 mm
GS-F200-085-550
GS-F200-100-550
GS-F200-115-550
GS-F200-130-550
GS-F200-150-550

GS-F300-085-550
GS-F300-100-550
GS-F300-115-550
GS-F300-130-550
GS-F300-150-550

13

Pins and pin drill
GS-FPN-148 GS-PIN (4 pcs)

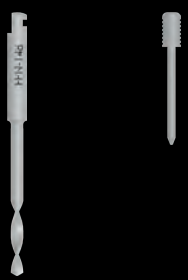

12



Countersink drills
GS-FCS-C300ST
GS-FCS-C350ST
GS-FCS-C380
GS-FCS-C380ST
GS-FCS-C420

11



Final drill for ø 5.00 mm implants
GS-F440-085-550
GS-F440-100-550
GS-F440-115-550
GS-F440-130-550

10



Final drill for ø 4.20 mm implants
GS-F360-085-550
GS-F360-100-550
GS-F360-115-550
GS-F360-130-550
GS-F360-150-550

Guided surgery accessories

	DAT-N connection	DAT connection	
implant ø	3.00-3.50	3.80	4.25 - 5.00
sleeves	 **GS-B415-EX-6***	 **GS-B415-EX-6***	 **GS-B550-EX-6***
mounter	 **GS-MOU-VSRN-415**	 **GS-MOU-VSR-415**	 **GS-MOU-VSR-550**
fixation screw included	 **GS-VTMOU-160****	 **GS-VTMOU-180*****	 **GS-VTMOU-180*****

**The engaging guide sleeves are available in packs of 6 pieces, not sold individually.*
***It is recommended, with this mounter, to adjust the implant site preparation to ensure the torque value does not exceed 50 Ncm.*
****The fixation screw is included with the mounter but can also be ordered individually as a spare.*

Easy Insert Driver for guided surgery mounter

code	description
EASY4-EX250-EX 	Easy Insert Driver for guided surgery mounters with hexagonal connector for torque control ratchet
EASYC4-EX250-CA 	Easy Insert Driver for guided surgery mounters with right-angle attachment

Important warning
The Easy Insert drivers for mounters cannot be used to directly engage implants: their dimensions only allow them to be used with guided surgery mounters.

Optional instruments

Intermediate drills



FG-200/280XS

Long precision drill



FSL-230

Cylinder for the construction of radiological guide



DIM

**in titanium for guiding the precision drill*

Drills for distal sectors

ø 2.00	ø 2.80	ø 2.90	ø 3.00	ø 3.20
				
FPT5-200-LXS	**FFT5-280-LXS**	**FFT5-290-LXS**	**FFT5-300-LXS**	**FFT5-320-LXS**

ø 3.30	ø 3.40	ø 3.60	ø 4.25	ø 4.45
				
FFT5-330-LXS	**FFT5-340-LXS**	**FFT5-360-LXS**	**FFT5-425-LXS**	**FFT5-445-LXS**

Optional screwdrivers

	**HSMXL-20-EX**	with hexagonal connector, extra-long
	**HSMXS-20-CA**	with right angle shank, extra short
	**AVV-CAP-TIT-1**	instrument for maintaining the titanium cap for ball attachments
	**BASCC-EX**	for ball attachments, with hexagonal connector
	**8926-SW**	for Locator abutment, short
	**8927-SW**	for Locator abutment, long
	**DSPDCLH-24**	for angled screw hole, length 24 mm
	**DSPDCLH-32**	for angled screw hole, length 32 mm
	**AVV2-ABUT**	for straight abutments

Extensions and adapters

	**B-AVV-CA3**	mechanical adapter for instruments with hexagonal connector

Drivers to remove implants

	DAT-N connection	
	**BC-EX200**	short
	**BL-EX200**	long
	DAT connection	
	**BC-EX230**	short
	**BL-EX230**	long

Optional Easy Mounters for guided surgery

	**GS-EASY-CSR-N-415-EX**
	**GS-EASY-CSR-415-EX**
	**GS-EASY-CSR-550-EX**
	**GS-EASY-CSR-N-415-CA**
	**GS-EASY-CSR-415-CA**
	**GS-EASY-CSR-550-CA**

Conical osteotomes with flat tip



h	ø 3.80 ●	ø 4.25 ●	ø 5.00 ●
8.50-10.00	**SH-OS-380-100-PP**	**SH-OS-425-100-PP**	**SH-OS-500-100-PP**
11.50	**SH-OS-380-115-PP**	**SH-OS-425-115-PP**	**SH-OS-500-115-PP**
13.00	**SH-OS-380-130-PP**	**SH-OS-425-130-PP**	**SH-OS-500-130-PP**
15.00	**SH-OS-380-150-PP**	**SH-OS-425-150-PP**	**SH-OS-500-150-PP**

Conical osteotomes with round tip



h	ø 3.80 ●	ø 4.25 ●	ø 5.00 ●
8.50-10.00	**SH-OS-380-100-PR**	**SH-OS-425-100-PR**	**SH-OS-500-100-PR**
11.50	**SH-OS-380-115-PR**	**SH-OS-425-115-PR**	**SH-OS-500-115-PR**
13.00	**SH-OS-380-130-PR**	**SH-OS-425-130-PR**	**SH-OS-500-130-PR**
15.00	**SH-OS-380-150-PR**	**SH-OS-425-150-PR**	**SH-OS-500-150-PR**

Conical osteotomes



E-OS-020-PP	**E-OS-090-PP**	**E-OS-160-PC**	**E-OS-200-PC**	**E-OS-240-PC**
osteotome ø 0.20 flat tip	osteotome ø 0.90 flat tip	osteotome ø 1.60 concave tip	osteotome ø 2.00 concave tip	osteotome ø 2.40 concave tip

Parallel pins

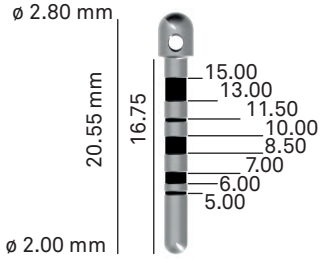

Parallel pin with depth notches, small version

PPTS-2-28

Depth gauge



PROF3

Screw cap removal tool



RIM-20-EX

Spare O-ring

ORING180-088

Bone profiler for P.A.D. abutments



	DAT-N connection	DAT connection
	transgingival height 3.00 mm, wide	
ø 3.30	**A-PAD-PS330-L**	**A-PAD-PS330-L**
ø 3.80	**A-PAD-PS380-L**	**A-PAD-PS380-L**
	transgingival height 5.00 mm, narrow	
ø 3.30	**A-PAD-PS330-S**	**A-PAD-PS330-S**
ø 3.80	**A-PAD-PS380-S**	**A-PAD-PS380-S**

Profiler guide

DAT-N connection	DAT connection
	
VSR-PAD-GUI-PS-N	**VSR-PAD-GUI-PS**

Healing abutments

	DAT-N connection	DAT connection
h mm	Straight profile	Straight profile
1.50	 **VSR-TMG-N-15-D**	 **VSR-TMG-15-D**
3.00	 **VSR-TMG-N-30-D**	 **VSR-TMG-30-D**
4.50	 **VSR-TMG-N-45-D**	 **VSR-TMG-45-D**
5.50	 **VSR-TMG-N-55-D**	 **VSR-TMG-55-D**

	DAT-N connection		DAT connection	
	Standard profile		Standard profile	
h mm	ø 3.10	ø 3.50	ø 4.00	ø 4.50
1.00				
	VSR-TMG-N-311-T2*	-	**VSR-TMG-381-T2***	-
2.00				
	VSR-TMG-N-312-T2	**VSR-TMG-N-352-T2**	**VSR-TMG-402-T2**	**VSR-TMG-452-T2**
3.00				
	VSR-TMG-N-313-T2	**VSR-TMG-N-353-T2**	**VSR-TMG-403-T2**	**VSR-TMG-453-T2**
4.00				
	VSR-TMG-N-314-T2	**VSR-TMG-N-354-T2**	**VSR-TMG-404-T2**	**VSR-TMG-454-T2**
5.00				
	VSR-TMG-N- 315-T2	**VSR-TMG-N-355-T2**	**VSR-TMG-405-T2**	**VSR-TMG-455-T2**
6.00				
	-	-	-	-
7.00				
	VSR-TMG-N-317-T2	**VSR-TMG-N-357-T2**	**VSR-TMG-407-T2**	**VSR-TMG-457-T2**

** Healing abutment for VSR-MDPF-N and VSR-MDPF posts. If used before posts with higher transgingival height, please note that the overall compression will be greater.*

	DAT-N connection		DAT connection	
	Wide profile		Wide profile	
h mm	ø 4.00	ø 5.00	ø 5.00	ø 6.00
1.00	-	-	-	-
2.00	 VSR-TMG-N-402-T2	-	 VSR-TMG-502-T2	-
3.00	 VSR-TMG-N-403-T2	 VSR-TMG-N-503-T2	 VSR-TMG-503-T2	 VSR-TMG-603-T2
4.00	 VSR-TMG-N-404-T2	 VSR-TMG-N-504-T2	 VSR-TMG-504-T2	 VSR-TMG-604-T2
5.00	 VSR-TMG-N-405-T2	 VSR-TMG-N-505-T2	 VSR-TMG-505-T2	 VSR-TMG-605-T2
6.00	-	-	-	-
7.00	 VSR-TMG-N-407-T2	 VSR-TMG-N-507-T2	 VSR-TMG-507-T2	 VSR-TMG-607-T2

	DAT-N connection	DAT connection
	Xwide profile	Xwide profile
h mm		
2.00	 **VSR-TMGI-N-402**	 **VSR-TMGI-502**
3.00	 **VSR-TMGI-N-403**	 **VSR-TMGI-503**
4.00	 **VSR-TMGI-N-404**	 **VSR-TMGI-504**
5.00	 **VSR-TMGI-N-405**	 **VSR-TMGI-505**
7.00	 **VSR-TMGI-N-407**	 **VSR-TMGI-507**

Tissue conditioner

DAT-N connection	DAT connection
 **VSR-RCT-N**	 **VSR-RCT**

DAT-N: screw VSR-VTRA-160-08 included. | DAT: screw VSR-VTRA-180-08 included.

Impression and model phase

Pick-up transfer

	DAT-N connection	DAT connection
Small profile	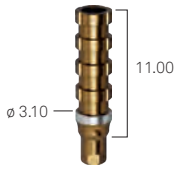 **VSR-TRA-N-S**	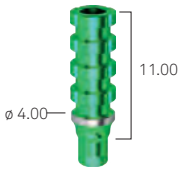 **VSR-TRA-S**
Regular profile	 **VSR-TRA-N**	 **VSR-TRA**

DAT-N: screw VSR-VTRA-160-15 included. | DAT: screw VSR-VTRA-180-15 included.

Closed-tray transfers

	DAT-N connection	DAT connection
PEEK cap not included	 **VSR-TRAS-N**	 **VSR-TRAS**
PEEK cap, for impression taking	 **VSR-CAP-N**	 **U-CAPM-380**

DAT-N: screw VSR-VTRA-160-08 included. | DAT: screw VSR-VTRA-180-08 included.

Analogs

DAT-N connection	DAT connection
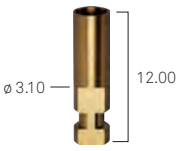 **VSR-ANA-N**	 **VSR-ANA**

Temporary Simple posts

	DAT-N connection	DAT connection
engaging		
emergency h 2.00	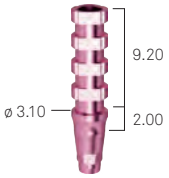 **VSR-MP-N-F-T2**	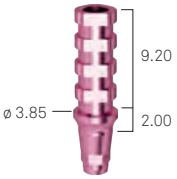 **VSR-MP-F-T2**
emergency h 3.00	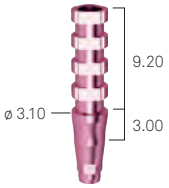 **VSR-MP-N-F-T3**	 **VSR-MP-F-T3**
emergency h 4.00	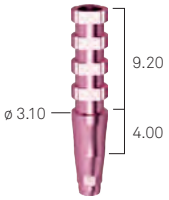 **VSR-MP-N-F-T4**	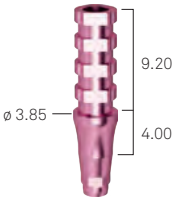 **VSR-MP-F-T4**
non engaging		
emergency h 2.00	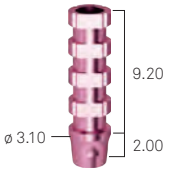 **VSR-MP-N-F-ROT-T2**	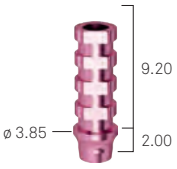 **VSR-MP-F-ROT-T2**
emergency h 3.00	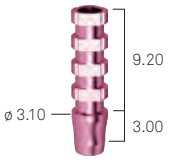 **VSR-MP-N-F-ROT-T3**	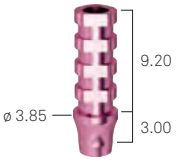 **VSR-MP-F-ROT-T3**
emergency h 4.00	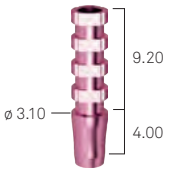 **VSR-MP-N-F-ROT-T4**	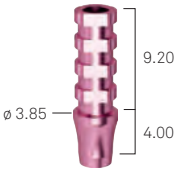 **VSR-MP-F-ROT-T4**

DAT-N: screw VSR-VM-160-L included. | DAT: screw VM-180-L included.

Posts

Straight pre-made posts with conical screw DAT - non engaging

	DAT-N connection	DAT connection
pre-made posts	 **VSR-MDAD-N**	 **VSR-MDAD**
analogs for straight pre-made posts	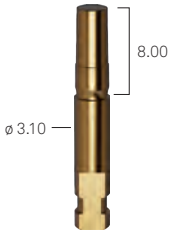 **VSR-ANAMD-N**	 **VSR-ANAMD**

Posts with 120° screw head stop

	DAT-N connection	DAT connection
pre-made posts	 **VSR-MDPF-N-F**	 **VSR-MDPF-F**

DAT-N: screw VSR-VM-160-L included. | DAT: screw VM-180-L included.

Pre-made posts

	DAT-N connection	DAT connection
2.00	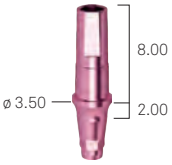 **VSR-MD-N-F-H2T2**	 **VSR-MD-H2T2-F**
3.00	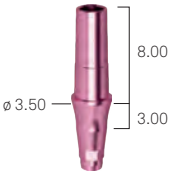 **VSR-MD-N-F-H3T3**	 **VSR-MD-H3T3-F**
4.00	 **VSR-MD-N-F-H4T4**	 **VSR-MD-H4T4-F**

DAT-N: screw VSR-VM-160-L included. | DAT: screw VM-180-L included.

PEEK cap for impression taking directly on posts

	DAT-N connection	DAT connection
PEEK cap		
	VSR-CAP-N	**U-CAPM-380**

Pre-made angled posts

	DAT-N connection	DAT connection
angled at 15° small		
	VSR-MAPF15-N-F	**VSR-MAPF15-F**
angled at 25° regular		
	VSR-MAPF25-N-F	**VSR-MAPF25-F**

Pre-made angled posts

	DAT-N connection	DAT connection
ang. at 15°		
2.00	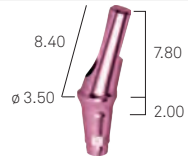 VSR-MA15-N-F-H2T2	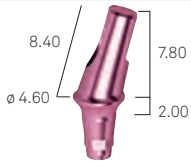 VSR-MA15-F-H2T2
3.00	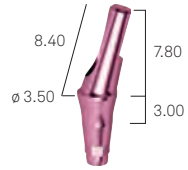 VSR-MA15-N-F-H3T3	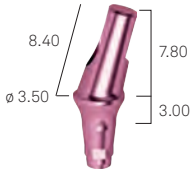 VSR-MA15-F-H3T3
4.00	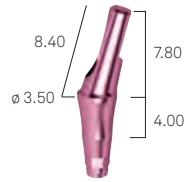 VSR-MA15-N-F-H4T4	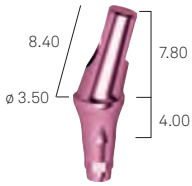 VSR-MA15-F-H4T4
ang. at 25°		
2.00	 VSR-MA25-N-F-H2T2	 VSR-MA25-F-H2T2
3.00	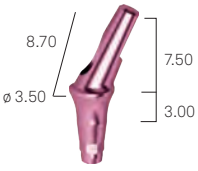 VSR-MA25-N-F-H3T3	 VSR-MA25-F-H3T3
4.00	 VSR-MA25-N-F-H4T4	 VSR-MA25-F-H4T4

Castable posts with a metal base

	DAT-N connection	DAT connection
engaging		
	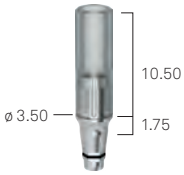 VSR-UCRCO-N-F	 VSR-UCRCO-S-F
	-	 VSR-UCRCO-F
non engaging		
	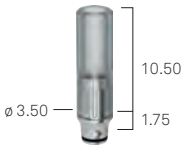 VSR-UCRCO-N-F-ROT	 VSR-UCRCO-F-ROT

Millable posts

DAT-N connection	DAT connection
 VSR-MF-N-F-T2	 VSR-MF-F-T2

DAT-N: screw VSR-VM-N-160-L included. | DAT: screw VSR-VM-180-L included.

Extraction system for posts

	DAT-N connection	DAT connection
complete extraction system (guide and screw)	 VSR-EXTR-N	 VSR-EXTR
extraction screw guide	 VSR-EXTR-N-G	 VSR-EXTR-G
extraction screw	 VSR-EXTR-N-V	 VSR-EXTR-V

Guide stop key



CM2

Digital knob for extractor



AVV3-MAN-DG

Prosthetic line PAD^{e} (Aesthetic screw-retained disparallel prosthesis)

Straight abutment PADe

	DAT-N connection	DAT connection
transgingival h		
1.00	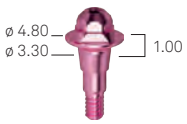 VSR-PADE-AD-N-H1T1	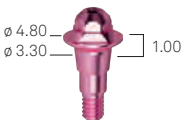 VSR-PADE-AD-H1T1
2.00	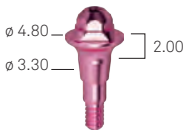 VSR-PADE-AD-N-H2T2	 VSR-PADE-AD-H2T2
3.00	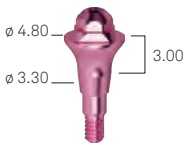 VSR-PADE-AD-N-H3T3	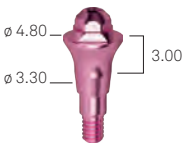 VSR-PADE-AD-H3T3
4.00	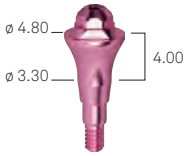 VSR-PADE-AD-N-H4T4	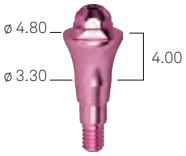 VSR-PADE-AD-H4T4

Carrier PADR-VTRAL-140-M included: for intraoral screwing use the AVV2-ABUT screwdriver.

Angled abutment PADe

	DAT-N connection	DAT connection
transgingival h		
Angled at 17° transgingival h 3.00 mm	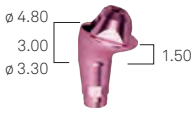 **VSR-PADE-AA-N-173-F**	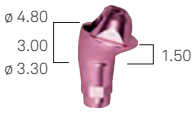 **VSR-PADE-AA-173-F**
Angled at 17° transgingival h 5.00 mm	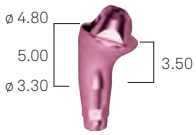 **VSR-PADE-AA-N-175-F**	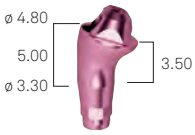 **VSR-PADE-AA-175-F**
Angled at 30° transgingival h 3.00 mm	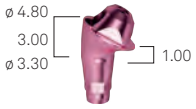 **VSR-PADE-AA-N-303-F**	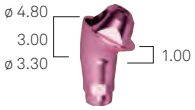 **VSR-PADE-AA-303-F**
Angled at 30° transgingival h 5.00 mm	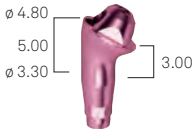 **VSR-PADE-AA-N-305-F**	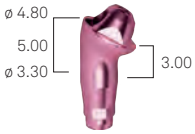 **VSR-PADE-AA-305-F**

Screw PADR-VM-180 included.
Carrier PADR-VTRAL-140-M included: for intraoral screwing use the appropriate screwdriver from the HSM series.

PADe prosthetic components

Healing caps

Titanium healing cap	 **PADR-CG**
PEEK healing cap	 **PADR-CGP**

PADR-CG: PAD-VP-140 screw included.
PADR-CGP: PAD-VCGP-140 screw included.

Impression phase

Snap-on cap	 **PADR-CAP-EX**
Transfer pick-up, rotating	 **PADR-TRA**
Analog	 **PADR-ANA**

Pick up transfer: PAD-VTRAL-140 screw included.

Components for prosthesis relining and luting technique

PEEK sleeve, non engaging

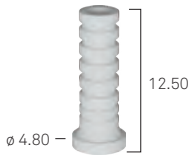

PADR-CP

Titanium sleeve, non engaging

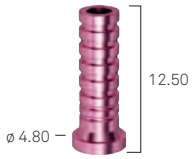

PADR-CT

PMMA castable sleeve

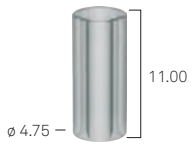

PADR-CCEM

PMMA castable sleeve, non engaging

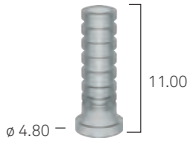

PADR-CC

Titanium sleeve without shoulder, for aesthetic reconstructions



PADR-BAS

Sleeves in PEEK, Titanium Gr. 5 and PMMA: screw PAD-VP-140 included.

Castable post with metal base

PMMA post with cobalt-chrome base, rotating



PADR-UCRCO

PAD-VP-140 screw included.

Components for PADe digital prosthesis

Intraoral scanbody



PADR-INT-CAMTRA-L

Intraoral scanbody for direct screw connection*



Y-AVV-SB-DIG-NX

Intraoral scanbody for direct screw connection, long*



Y-AVV-SBL-DIG-NX

Digital analog for PADe abutment



PADR-ANA-DIG

Sleeve for luting technique non engaging for abutmente with cone h 4



PADR-TC-M-4

Sleeve for luting technique non engaging for abutmente with cone h 8 and reduction cut



PADR-TC-M-8

Sleeve for luting technique non engaging for abutment for angled screw hole



PADR-TCA-M**

Sleeve for luting technique repositionable for abutmente with cone h 4



PADR-TC-S-4

Sleeve for luting technique repositionable for abutmente with cone h 8 con tacche di riduzione



PADR-TC-S-8

Sleeve for luting technique repositionable for abutment for angled screw hole



PADR-TCA-S**

Castable sleeve for PADR-TC-M and PADR-TC-M-8, non engaging

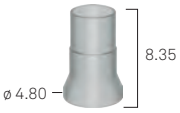

PADR-TC-CC-M-8

Engaging castable sleeve for PADR-TCA-M

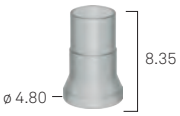

PADR-TC-CC-S-8

Scanbody and sleeve for luting technique: PAD-VP-140 screw included.
Digital analog: VADIG-180 screw included.
**Use the dedicated screwdriver YV-CV-MAN-M.*
***Non engaging sleeve for luting technique for abutment for angled screw hole: screw PAD-VPA-140 not included.*

Prosthesis on SC abutment

SC Abutment

h mm	DAT-N Connection		DAT Connection	
2.00 mm	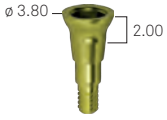	**VSR-PLS-N-2-ROT**	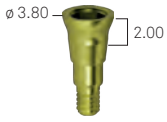	**VSR-PLS-2-ROT**
3.00 mm	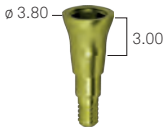	**VSR-PLS-N-3-ROT**	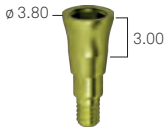	**VSR-PLS-3-ROT**
4.00 mm	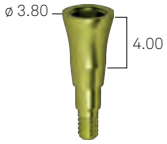	**VSR-PLS-N-4-ROT**	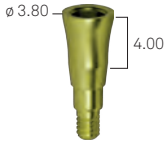	**VSR-PLS-4-ROT**

To tighten the abutments, use the Easy Insert with blue ring, included in the CSR kit.
The recommended torque for tightening is 25–30 Ncm.

Components for superstructures on SC abutment

straight	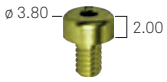	**PLS- CG**
L - long, straight	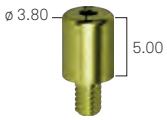	**PLS- CG-L**
L - long, divergent	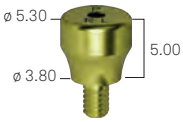	**PLS-CGR-L**
pick-up transfer, straight emergency	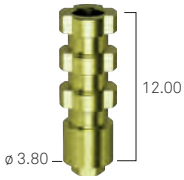	**PLS-TRA***
titanium cannula, indexed	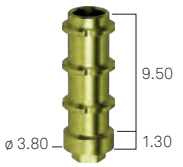	**PLS-CT****
straight post		**PLS-MD-8****

**Pick-up transfer: PLS-VTRA-200 screw included.*
*** Titanium cannula and straight post: PLS-VM-200 screw included.*

SC components for digital prosthetics

digital analog for SC abutment		**PLS-ANA-DIG***
digital titanium scanbody for SC abutment		**PLS-INT-CAMTRA-L****

**Digital analog: VADIG-180 screw included.*
***Scanbody for SC Abutment: PLS-VM-200 screw included.*

Angled-hole screw

angled-hole screw		**E-VMA-200***

Please note:*the angled-hole screw must be tightened using the dedicated screwdrivers DSPDCLH-24 and DSPDFCLH-32.*

**Angled-hole screw: to be used in combination with custom-made solutions. The libraries for EXOCAD and 3Shape can be downloaded from the Digital Atelier website.*

Standard replacement screws

prosthetic screw		**PLS-VM-200** **PLS-VM-200-10***
transfer screw		**PLS-VTRA-200**

**The prosthetic screw is also available in a 10-piece pack.*

PLAIN prosthetic range

Abutment

	DAT-N connection	DAT connection
2.00	 **VSR-PLAIN-ABU-N-H2T2**	 **VSR-PLAIN-ABU-H2T2**
3.00	 **VSR-PLAIN-ABU-N-H3T3**	 **VSR-PLAIN-ABU-H3T3**
4.00	 **VSR-PLAIN-ABU-N-H4T4**	 **VSR-PLAIN-ABU-H4T4**

Components for overstructure

	ø 3.30	ø 3.80
healing caps	 **A-PLAIN-CG330**	 **A-PLAIN-CG380**
castable sleeves	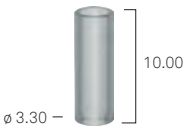 **A-PLAIN-CC330**	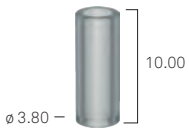 **A-PLAIN-CC380**
Gr. 5 titanium sleeves	 **A-PLAIN-CT330**	 **A-PLAIN-CT380**
Pick-up transfers	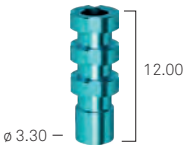 **A-PLAIN-TRA-330**	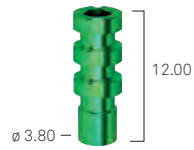 **A-PLAIN-TRA-380**
analogs	 **A-PLAIN-ANA-330**	 **A-PLAIN-ANA-380**

Castable and titanium sleeves: A-PLAIN-VP200 fixation screw included.
Pick-up transfers: A-PLAIN-VTRA200 fixation screw included.

Components for digital prosthesis

	unique platform
Digital analog for PLAIN abutment	 **A-PLAIN-ANA-330-DIG**
Digital analog for PLAIN abutment	 **A-PLAIN-ANA-380-DIG**
PLAIN sleeve for luting technique h. 6.00 mm	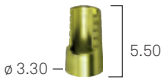 **A-PLAIN-MDT-6**
PLAIN sleeve for luting technique h. 10.00 mm	 **A-PLAIN-MDT-10**

Scanbody: A-PLAIN-VP200 screw included.
Digital analog: VADIG-180 screw included.
PLAIN B-Space sleeves for luting technique: screw not included.
A-PLAIN-VP200 screw for straight hole or ABU-VMA-200 for angled screw hole available for separate ordering.

Components for digital prosthesis

Customized abutments and screw retained crowns (full or with luting support)

Full bridges or bridges with luting support

Direct/Toronto Full bridges or bridges with luting support

Milled bars tightened on implants



Scanbodies

Scanbodies for laboratory and intaoral use in titanium*

	DAT-N connection	DAT connection
to transfer the position of the connection of the implant	 VSR-INT-CAMTRA-N-L	 VSR-INT-CAMTRA-L

DAT-N: screw VSR-VM-N-160-LAB included. | DAT: screw VSR-VM-180-LAB included.

Scanbodies for abutment

	unique platform
for PADe abutment, in titanium	 PADR-INT-CAMTRA-L
for PLAIN abutment, in titanium	 A-INT-CAMTRA-PLAIN-L

Scanbody for P.A.D abutments: screw PAD-VP-140 included.
Scanbody for PLAIN abutments: screw A-PLAIN-VP200 included.

Scanbody for Conico system

	unique platform
for laboratory and intraoral use for Conico system, in titanium	 C-INT-CAMTRA-L

Digital analogs

	DAT-N connection	DAT connection
digital analog	 VSR-ANA-N-DIG	 VSR-ANA-DIG

Screwdrivers for digital analogs

carrier for digital analog M1.8	 INS-ANA-160	DAT-N
carrier for digital analog M1.8, long	 INS-ANA-180-L	DAT

T-Connect

T-Connect - engaging

		DAT-N connection	DAT connection
emergency h 2.00	4.00 cone h	 VSR-TCF-N-S-4-T2	 VSR-TCF-S-4-T2
	6.00 cone h	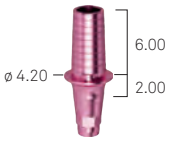 VSR-TCF-N-S-6-T2	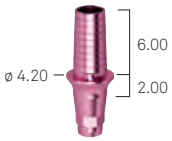 VSR-TCF-S-6-T2
emergency h 3.00	4.00 cone h	 VSR-TCF-N-S-4-T3	 VSR-TCF-S-4-T3
	6.00 cone h	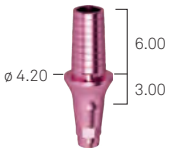 VSR-TCF-N-S-6-T3	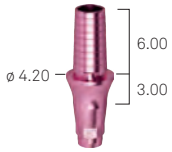 VSR-TCF-S-6-T3
h emergency 4.00	4.00 cone h	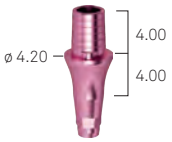 VSR-TCF-N-S-4-T4	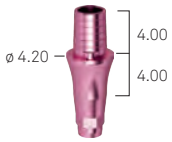 VSR-TCF-S-4-T4
	6.00 cone h	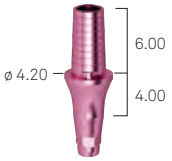 VSR-TCF-N-S-6-T4	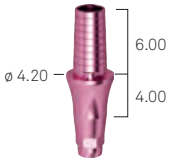 VSR-TCF-S-6-T4

DAT-N: screw: VSR-VM-160-L included. | DAT: screw: VM-180-L included.

T-Connect - non engaging

		DAT-N connection	DAT connection
emergency h 2.00	4.00 cone h	 **VSR-TCPCF-N-M-4-T2**	 **VSR-TCPCF-M-4-T2**
	6.00 cone h	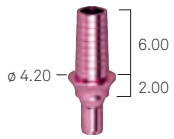 **VSR-TCPCF-N-M-6-T2**	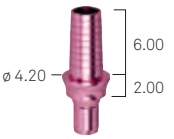 **VSR-TCPCF-M-6-T2**
emergency h 3.00	4.00 cone h	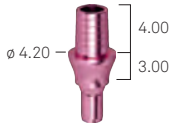 **VSR-TCPCF-N-M-4-T3**	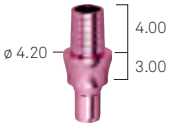 **VSR-TCPCF-M-4-T3**
	6.00 cone h	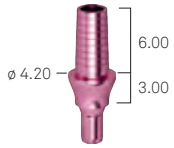 **VSR-TCPCF-N-M-6-T3**	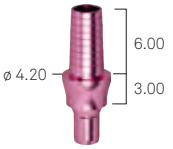 **VSR-TCPCF-M-6-T3**
h emergency 4.00	4.00 cone h	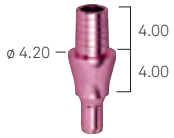 **VSR-TCPCF-N-M-4-T4**	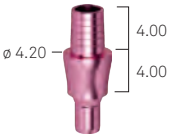 **VSR-TCPCF-M-4-T4**
	6.00 cone h	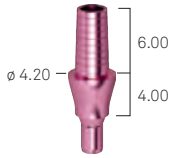 **VSR-TCPCF-N-M-6-T4**	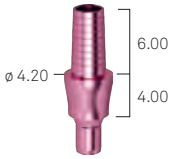 **VSR-TCPCF-M-6-T4**

DAT-N: screw VSR-VM-N-160-L included. | DAT: screw VM-180-L included.

Chairside T-Connect supports

Chairside T-Connect supports - engaging

	DAT-N connection	DAT connection
2.00	 VSR-TCSF-N-S-C-T2	 VSR-TCSF-L-C-T2
3.00	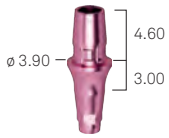 VSR-TCSF-N-S-C-T3	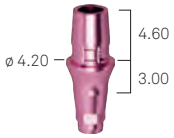 VSR-TCSF-L-C-T3
4.00	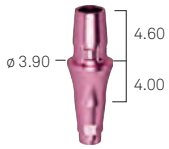 VSR-TCSF-N-S-C-T4	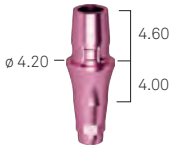 VSR-TCSF-L-C-T4

DAT-N: screw VSR-VM-160-L. | DAT: screw VM-180-L included.

Chairside T-Connect supports - non engaging

	DAT-N connection	DAT connection
2.00	 VSR-TCSF-R-N-S-C-T2	 VSR-TCSF-R-L-C-T2

DAT-N: screw VSR-VM-160-L. | DAT: screw VM-180-L included.

T-connect Unica

		DAT-N connection	DAT connection
engaging	h emergency 2.00	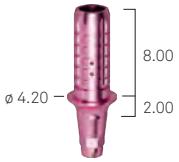 VSR-TC-UNI-N-H2T2	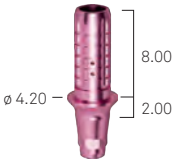 VSR-TC-UNI-H2T2
	h emergency 3.00	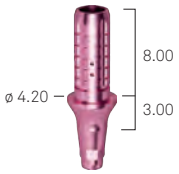 VSR-TC-UNI-N-H3T3	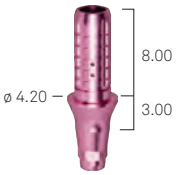 VSR-TC-UNI-H3T3
	h emergency 4.00	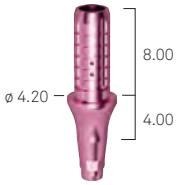 VSR-TC-UNI-N-H4T4	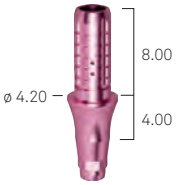 VSR-TC-UNI-H4T4
non engaging	h emergency 2.00	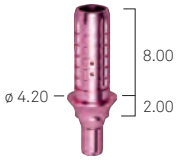 VSR-TC-UNI-N-H2T2ROT	 VSR-TC-UNI-H2T2-ROT
	emergency h 3.00	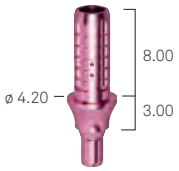 VSR-TC-UNI-N-H3T3ROT	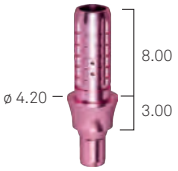 VSR-TC-UNI-H3T3-ROT
	emergency h 4.00	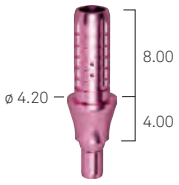 VSR-TC-UNI-N-H4T4ROT	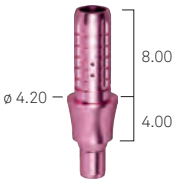 VSR-TC-UNI-H4T4-ROT

Cutting guide and holder for T-Connect Unica



Cutting guide holder S (small) for T-Connect Unica left side	**TC-UNI-HOLD4-SX**
Cutting guide holder S (small) for T-Connect Unica right side	**TC-UNI-HOLD4-DX**
Cutting guide holder L (large) for T-Connect Unica right side	**TC-UNI-HOLD6-DX**
Cutting guide holder L (large) for T-Connect Unica left side	**TC-UNI-HOLD6-SX**
4 mm cutting guide for T-Connect Unica	 **TC-UNI-DIMA-H4**
6 mm cutting guide for T-Connect Unica	 **TC-UNI-DIMA-H6**
Cutting guide for angled hole for T-Connect Unica	 **TC-UNI-DIMA-ANG**

Please note: STL file available for independently 3D printing of the holders.

See how easy it is to precisely customize the T-Connect Unica with the cutting guides and the corresponding holder.

T-Connect Unica accessories

Intraoral testing O-ring for T-Connect Unica	 **TC-UNI-ORING**
Castable sleeve for T-Connect, rotating	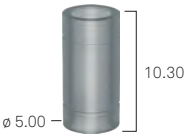 **TC-UNI-CC**
Small castable sleeve for T-Connect Unica, repositionable	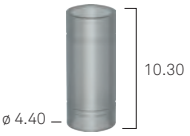 **TC-UNI-CC-S**
Large castable sleeve for T-Connect Unica, repositionable	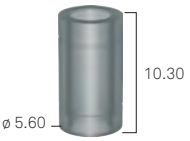 **TC-UNI-CC-L**
O-Ring inserter	 **C-UNI-ORING-INS**

Premilled

Premilled		
	DAT-N connection	DAT connection
in Titanium	 **VSR-120-CAMT-N-12-SW**	 **VSR-120-CAMT-12-SW**
in Cobalt Chrome	 **VSR-120-CAMC-N-12-SW**	 **VSR-120-CAMC-12-SW**

DAT-N: screw VSR-VM-160-L. | DAT: screw VM-180-L included.

Interfase for angled screw hole

Interfase for single crown - engaging

	DAT-N connection	DAT connection
2.00	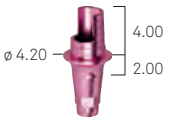 VSR-TCA-N-S-4-T2	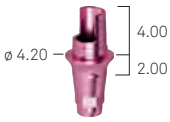 VSR-TCA-S-4-T2
3.00	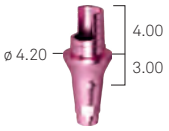 VSR-TCA-N-S-4-T3	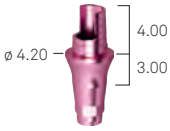 VSR-TCA-S-4-T3
4.00	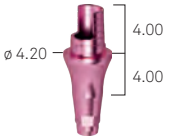 VSR-TCA-N-S-4-T4	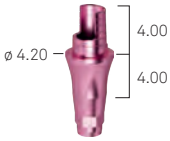 VSR-TCA-S-4-T4

Note: the Interphases are without fixation screw which must be supplied separately.
Talladium screw for DAT-N connection: VSR-VMA-160.
Talladium screw for DAT connection: VSR-VMA-180.

Interfase for multiple prosthesis - non engaging

	DAT-N connection	DAT connection
2.00	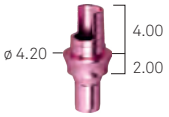 VSR-TCAPC-N-MI-4-T2	 VSR-TCAPC-MI-4-T2
3.00	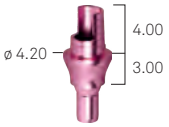 VSR-TCAPC-N-MI-4-T3	 VSR-TCAPC-MI-4-T3
4.00	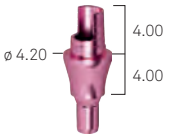 VSR-TCAPC-N-MI-4-T4	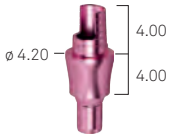 VSR-TCAPC-MI-4-T4

Note: the Interphases are without fixation screw which must be supplied separately.
Talladium screw for DAT-N connection: VSR-VMA-160.
Talladium screw for DAT: VSR-VMA-180.

Conico conometric prosthesis

Conico straight posts		
	DAT-N connection	DAT connection
1.00	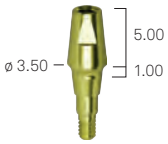 VSR-MDAD-TS-10-N	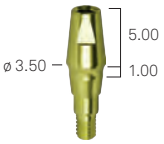 VSR-MDAD-TS-10
2.00	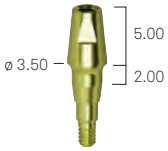 VSR-MDAD-TS-20-N	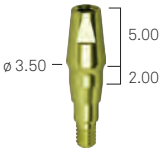 VSR-MDAD-TS-20
3.00	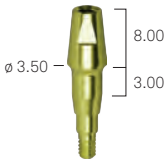 VSR-MDAD-TS-30-N	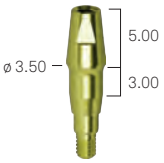 VSR-MDAD-TS-30
4.00	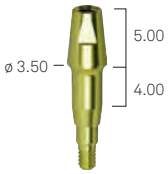 VSR-MDAD-TS-40-N	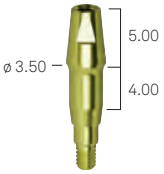 VSR-MDAD-TS-40

Conico angled posts - non engaging

	DAT-N connection	DAT connection
1.00 angled at 7.5°	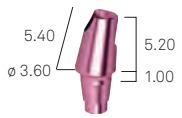 **VSR-MA07-TS-1-N**	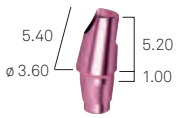 **VSR-MA07-TS-1**
2.00 angled at 7.5°	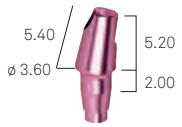 **VSR-MA07-TS-2-N**	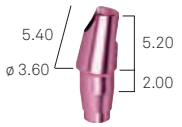 **VSR-MA07-TS-2**
3.00 angled at 7.5°	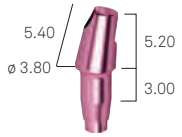 **VSR-MA07-TS-3-N**	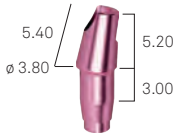 **VSR-MA07-TS-3**
1.00 angled at 15°	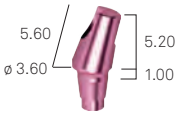 **VSR-MA15-TS-1-N**	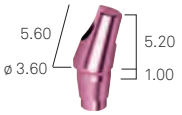 **VSR-MA15-TS-1**
2.00 angled at 15°	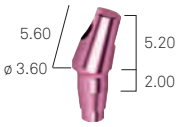 **VSR-MA15-TS-2-N**	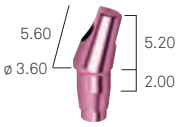 **VSR-MA15-TS-2**
3.00 angled at 15°	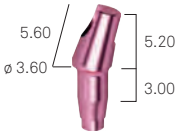 **VSR-MA15-TS-3-N**	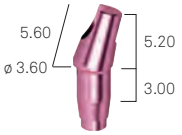 **VSR-MA15-TS-3**
1.00 angled at 22.5°	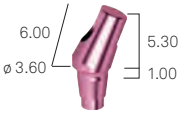 **VSR-MA20-TS-1-N**	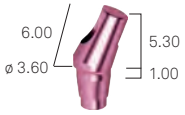 **VSR-MA20-TS-1**
2.00 angled at 22.5°	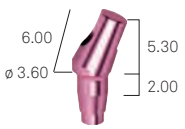 **VSR-MA20-TS-2-N**	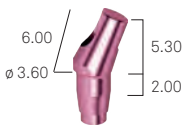 **VSR-MA20-TS-2**
3.00 angled at 22.5°	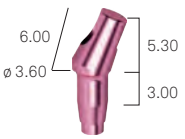 **VSR-MA20-TS-3-N**	 **VSR-MA20-TS-3**

DAT-N: screw VSR-VM-160-L. | DAT: screw VM-180-L included.

Titanium Grade 2 bars for prostheses on conometric abutments*

circular profile l 150 mm, ø 1.20 mm	 **DW-BARRA1.2**
circular profile l 150 mm, ø 1.50 mm	 **DW-BARRA1.5**
circular profile l 150 mm, ø 1.80 mm	 **DW-BARRA1.8**
rectangular profile l 100 mm, 3x1 mm	 **DW-BARRA1x3**
rectangular profile l 100 mm, 4x2 mm	 **DW-BARRA2x4**

** Confezione da 5 pezzi.*

Accessories for Conico system

parallelometer	 **PAR-PP**
parallelometer insert	 **PAR-INS-DAT-N**
parallelometer insert	 **PAR-INS-DAT**
parallelometer driver	 **CAP2-TS-PAR**

Remember to always purchase the parallelometer with the insert relating to the implant connection on which it is to be used.

Conico components

cap for partial or full-arch fixed prosthesis	 5.70 **CAP2-TS-DEF**
non-rotating cap for single element	 5.70 **CAP2-TS-IND**
cap for the removal	 6.30 **CAP2-TS-REM**
PEEK transfer cap for direct impression on Conico abutment	 9.10 **CAP2-TS-IMP**
Conico post analog	 16.50 **ANA2-MD-TS**
cap with pin, to be used for intraoral wel *(welding bars available upon request)*	 7.00 5.70 **CAP2-TS-PIN**
cap for screw-retained prosthesis, fixation screw VP200-CAP2-AVV included	 6.90 **CAP2-TS-AVV**

Solutions for overdenture

Locator R-Tx* ø 3.35 abutment

transgingival h	DAT-N	DAT
1.00 mm	 **31101-01**	 **31100-01**
2.00 mm	 **31101-02**	 **31100-02**
3.00 mm	 **31101-03**	 **31100-03**
4.00 mm	 **31101-04**	 **31100-04**
5.00 mm	 **31101-05**	 **31100-05**
6.00 mm	 **31101-06**	 **31100-06**

** All-in-One packaging that includes an abutment, a spacer ring, a cap, and an insert for each retention (gray, blue, pink, white).*

Accessories and spare parts for Locator R-Tx abutments

	unique platform
*pack of 4 caps and 4 black retainers for impressione taking	 **30013**
*pack of 4 pcs, grey, without retention	 **30001**
*pack of 4 pcs, blue, low retention	 **30002**
*pack of 4 pcs, pink, medium retention	 **30003**
*pack of 4 pcs, white, high retention	 **30004**
*pack of 4 pcs, black, for the impression taking	 **30012**
pack of 20 pcs, spacer rings for the prosthetis relining phase	 **8514**

Accessories for Locator R-Tx abutment

	unique platform
aluminium analogs for abutments ø 3.35 mm pack of 4 pcs	 **30014**
aluminium analogs for abutments ø 4.00, pack of 4 pcs	 **30015**
aluminium analogs for abutments ø 5.00, pack of 4 pcs	 **30016**
transfers with low retention, pack of 4 pcs	 **30017**
spacer rings for relining phase, pack of 4 pcs	 **30018**
Locator core tool for Locator R-Tx	 **30021**
RA screwdriver for Locator R-Tx, hex 1.25 mm	 **08008**
digital screwdriver for Locator R-Tx, hex 1.25 mm	 **08007**

Ball attachements

	DAT-N connection	DAT connection
1.00	 **VSR-AS-N-1**	 **VSR-AS-1**
2.00	 **VSR-AS-N-2**	 **VSR-AS-2**
3.00	 **VSR-AS-N-3**	 **VSR-AS-3**
4.00	-	 **VSR-AS-4**

Analog for ball attachements

unique platform



ANAS

Overdenture on bars

castable bar, l 5.00 cm, h 3.00 mm, thickness 2.20 mm, ovoid-shaped profile with spacer



BARC-CAV-TIT

divisible bar attachment in titanium for oval bars, h 3.00 mm, thickness 2.20 mm



CAV-TIT

castable bar, l 5.00 cm, ø 2.20 mm



BARC

bar attachment in gold alloy for round bars ø 2.20 mm



CAV-375

Caps for ball attachements

	unique platform
polyamide cap	 **040CRNSNDR8-SM***
steel container for polyamide cap external diameter ø 4.80 mm	 **041CAN-SM***
Gr. 5 titanium cap with cap in two parts, retention spring titanium and plastic, plastic mounting ring	 **CAP-TIT-1**
spare plastic ring	 **AN-CAP-TIT-1**
spare steel spring, average hardness	 **MOL1-CAP-TIT-1**
spare steel spring, soft	 **MOL2-CAP-TIT-1**
gold alloy cap, with 3 plastic rings and a tin spacer for the lab	 **CAP-1**

** Pack of 6 pieces.*

Solutions for Easy Fix technique: OT EQUATOR®

DAT-N connection

h mm	single	standard set	set with smart box
1.00	**030CDTN1-SM**	**130CDTN1-SM**	**131CDTN1-SM**
2.00	**030CDTN2-SM**	**130CDTN2-SM**	**131CDTN2-SM**
3.00	**030CDTN3-SM**	**130CDTN3-SM**	**131CDTN3-SM**
4.00	**030CDTN4-SM**	**130CDTN4-SM**	**131CDTN4-SM**
5.00	**030CDTN5-SM**	**130CDTN5-SM**	**131CDTN5-SM**



DAT connection

h mm	single	standard set	set with smart box
1.00	**030CDT1-SM**	**130CDT1-SM**	**131CDT1-SM**
2.00	**030CDT2-SM**	**130CDT2-SM**	**131CDT2-SM**
3.00	**030CDT3-SM**	**130CDT3-SM**	**131CDT3-SM**
4.00	**030CDT4-SM**	**130CDT4-SM**	**131CDT4-SM**
5.00	**030CDT5-SM**	**130CDT5-SM**	**131CDT5-SM**



OT EQUATOR® accessories

	**144AE**	Laboratory analog
	**044CAIN**	Standard impression transfer, 2 pcs.
	**100PD**	Protective discs, 10 pcs.
	**140CEG**	Yellow Equator caps, 4 pcs.
	**140CEN**	Black Equator caps, 4 pcs.
	**140CER**	Pink Equator caps, 4 pcs.
	**140CET**	White/transparent Equator caps, 4 pcs.
	**140CEV**	Purple Equator caps, 4 pcs.
	**141CAE**	Stainless steel cap copings, 2 pcs.
	**330SBE**	Smart Box OT EQUATOR® titanium container with black cap
	**192ECE**	Equator caps • 1 stainless steel coping container • 1 black laboratory cap • 4 retentive caps (1 extra-soft yellow, 1 soft pink, 1 standard clear white, 1 strong purple) • 1 protective disc
	**485IC**	Cap remover/inserter
	**774CQAET**	Square driver

Accessories for digital dental impression

	**145SAE**	Scan abutment with screw
	**144AVC4**	Digital laboratory analog with screw

**Accessories suitable for both overdenture and the EASY FIX technique.*

Easy Fix technique for fixed prostheses on OT EQUATOR® abutments

Easy Fix is the solution developed by Rhein 83 for the fabrication of screw-free, implant-supported fixed full-arch prosthetic restorations using OT EQUATOR® abutments.
The specific T-Base incorporates an innovative seeger ring, designed to compensate implant divergence of up to 60°. The ring also ensures the retention of the prosthesis.
It is available in three different versions with increasing retention forces, selectable based on the number of implants used.

Easy Fix is a versatile solution that combines control, safety, and design freedom, allowing the clinician to create fixed restorations on any Sweden & Martina implant platform.

The use of a single component throughout all surgical and prosthetic phases simplifies the workflow, reducing the number of components and accessories to manage, shortening procedure times, and minimizing the use of materials and instruments - all of which offer tangible benefits for both the clinic and the laboratory.
The OT EQUATOR® abutment also perfectly integrates into modern digital workflows and is compatible with leading CAD-CAM software.

No prosthetic screws required in full-arch designs

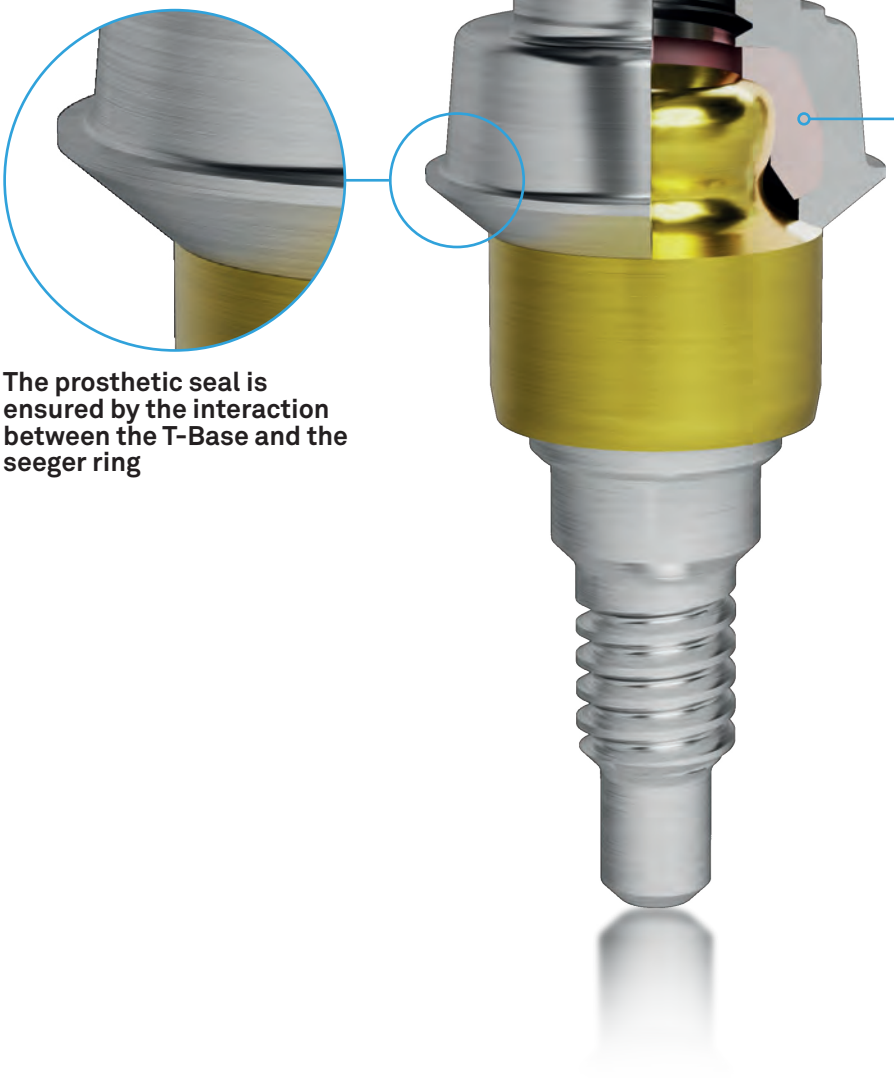

The prosthetic seal is ensured by the interaction between the T-Base and the seeger ring

An innovative seeger ring, designed to compensate implant divergence of up to 60°



strong retention



medium retention



soft retention



laboratory use

Simple and atraumatic removal of the prosthesis

The Easy Fix technique allows for the preparation of a single release hole, through which the special tool is inserted. By screwing the unlocking tool into the Easy Fix T-Base, the prosthesis is gradually lifted, allowing for simple, quick, and atraumatic removal.



The T-Base is designed with a dedicated slot for the unlocking tool.

The release hole can be positioned at the most suitable location from both an aesthetic and functional standpoint, ensuring maximum design freedom in the fabrication of the prosthesis.
The ease of prosthesis removal also simplifies hygiene procedures and periodic checkups, contributing to the health of the peri-implant tissues.

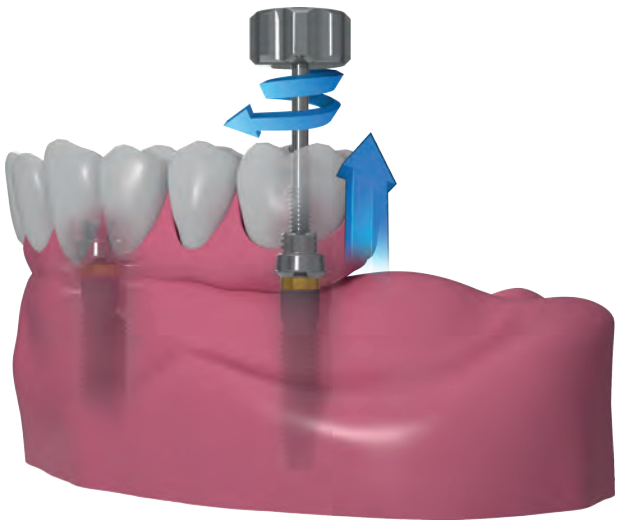

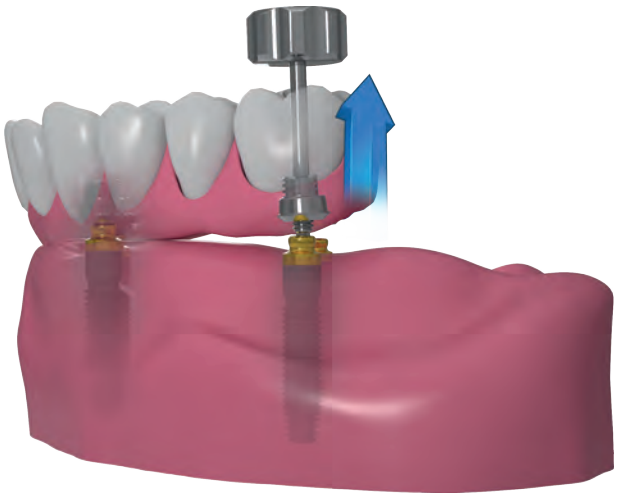

Components for the Easy Fix technique

The components required for the Easy Fix technique are available in various configurations to meet different clinical and laboratory needs: individually supplied T-Bases, seeger kits in various configurations, and Easy Fix kits with T-Bases available in two versions.

Titanium Easy Fix T-Base

h mm		
4.00		**RMEF**
6.00		**RMAEF**
9.00		**RMLEF**

PEEK Easy Fix seeger Kit

	**KSEF**	Kit containing 4 seeger rings: black, pink, ivory, white
	**KSL**	Kit containing 4 black seeger rings
	**KSM**	Kit containing 4 pink seeger rings
	**KSSO**	Kit containing 4 ivory seeger rings
	**KSST**	Kit containing 4 white seeger rings

4 Easy Fix T-Base

h mm			
4.00		**KEF4MEF**	Kit containing: 4 T-Bases ø 3.5 mm, 1 locking screw, 4 strong white seeger rings, 4 medium pink seeger rings, 4 soft ivory seeger rings, 4 black seeger rings for laboratory use
6.00		**KEF4MAEF**	Kit containing: 4 T-Bases ø 3.5 mm, 1 locking screw, 4 strong white seeger rings, 4 medium pink seeger rings, 4 soft ivory seeger rings, 4 black seeger rings for laboratory use
9.00		**KEF4MLEF**	Kit containing: 4 T-Bases ø 3.5 mm, 1 locking screw, 4 strong white seeger rings, 4 medium pink seeger rings, 4 soft ivory seeger rings, 4 black seeger rings for laboratory use

Easy Fix T-Base Kit

h mm			
4.00		**KMSRF**	Kit containing: 1 T-Base ø 3.5 mm and 4 PEEK seeger rings: 1 white (strong), 1 pink (medium), 1 ivory (soft), 1 black (for laboratory use)
6.00		**KMASRF**	Kit containing: 1 T-Base ø 3.5 mm and 4 PEEK seeger rings: 1 white (strong), 1 pink (medium), 1 ivory (soft), 1 black (for laboratory use)
9.00		**KMLSRF**	Kit containing: 1 T-Base ø 3.5 mm and 4 PEEK seeger rings: 1 white (strong), 1 pink (medium), 1 ivory (soft), 1 black (for laboratory use)

Accessories for the Easy Fix technique

	**144TLE**	Long transfer with screw h 11.50 mm
	**149TEF**	Sealing screw
	**149VEF**	Locking screw
	**239VSEF**	Spacer screw
	**240GCEF**	Short castable sleeve, h 4.00 mm
	**240GCAEF**	Castable sleeve, h 6.00 mm
	**240GCLEF**	Long castable sleeve, h 9.00 mm
	**491EEF**	Insertion-testing-extraction tool
	**491SEIM**	T-Base insertion tool
	**761EEF**	Unlocking tool, h 17.90 mm
	**761ELEF**	Long unlocking tool, h 23.90 mm
	**772CSF**	Hex key for sealing screw

Implant site preparation sequences

Implant site preparation sequences for CSR Reduced Neck implants

The graphic sequence shown illustrates an example of preparation for a CSR Reduced Neck implant with a height of 15.00 mm and ø 4.20 mm.
The use of the stops corresponding to the desired preparation depth, included in the kit, is also recommended.



The graphic sequence shown illustrates an example of preparation for a CSR Reduced Neck implant with a height of 11.50 mm and ø 5.00 mm.
The use of the stops corresponding to the desired preparation depth, included in the kit, is also recommended.



	ø 3.00 mm	ø 3.50 mm ST	ø 3.80 mm	ø 3.80 mm ST	ø 4.20 mm	ø 4.20 mm RN	ø 5.00 mm RN
1 Precision drill	✓	✓	✓	✓	✓	✓	✓
2 Cylindrical pilot drill ø 2.00 mm	✓	✓	✓	✓	✓	✓	✓
3 Intermediate drill ø 2.80 mm		✓	✓	✓	✓	✓	✓
4 Final cylindrical drill ø 3.20 mm			✓	✓	✓	✓	✓
5 Final cylindrical drill ø 3.60 mm					✓	✓	✓
6 Final cylindrical drill ø 4.40 mm							✓
7 Countersink ø 5.00 mm	FGS-200/300	CSR-FC-350ST	CSR-FC-380	CSR-FC-380ST	CSR-FC-420	CSR-FC-420RN	-
8 Easy Insert driver EX 2.00 mm	✓	✓					
9 Easy Insert driver EX 2.30 mm			✓	✓	✓	✓	✓

The use of the highlighted instruments is left to the clinician's judgment and experience, depending on the characteristics of the recipient bone.

Implant site preparation sequences for CSR RF SL implants

The graphic sequence shown illustrates an example of preparation for a implante CSR RF SL with a height of 11.50 mm and ø 5.00 mm.
The use of the stops corresponding to the desired preparation depth, included in the kit, is also recommended.



	ø 3.80 mm	ø 4.20 mm	ø 5.00 mm
1 Precision drill	✓	✓	✓
2 Cylindrical pilot drill ø 2.00 mm	✓	✓	✓
3 Conical drill ø 2.50 mm	✓	✓	✓
4 Conical drill ø 3.80 mm	✓	✓	✓
5 Conical drillø 4.25 mm		✓	✓
6 Conical drill ø 5.00 mm			✓
7 Bone tap	**SH-MS-380-CA**	**SH-MS-425-CA**	**SH-MS-500-CA**
8 Easy Insert driver EX 2.30 mm	✓	✓	✓

The use of the highlighted instruments is left to the clinician's judgment and experience, depending on the characteristics of the recipient bone.

Clinical and laboratory prosthetic screws

Screws for closed-tray transfers

	**VSR-VTRA-160-08**	DAT-N	h 8.00
	**VSR-VTRA-180-08**	DAT	
	**VSR-VTRA-160-10**	DAT-N	h 10.00
	**VSR-VTRA-180-10**	DAT	

Screws for Pick-up transfers

	**VSR-VTRA-160-08**	DAT-N
	**VSR-VTRA-180-08**	DAT

Talladium screw dedicated to CSR Interfases

	**VSR-VMA-160**	DAT-N
	**VSR-VMA-180**	DAT

Note: these screws must be tightened using the dedicated screwdrivers DSPDCLH-24 and DSPDCLH-32.

Q120 screw - with 120° head stop

	**VSR-VM-160-L**		DAT-N
	VSR-VM-160-L-10	pack of 10 pcs	
	**VM-180-L**		DAT
	VM-180-L-10	pack of 10 pcs	

Screw for screwing cap CAP2-TS-AVV for Conico system

	**VP200-CAP2-AVV**	for screwing cap
	VP200-CAP2-AVV-10	pack of 10 pcs

Screws for PLAIN abutments

	**A-PLAIN-VP200**	for PLAIN abutment
	A-PLAIN-VP200-10	for PLAIN abutment, pack of 10 pcs
	**A-PLAIN-VTRA200**	for PLAIN abutments Pick-up transfers

Scanbody laboratory screws

	**VSR-VTRA-160-10**	DAT-N
	**VSR-VTRA-180-10**	DAT

Screws for CAD-CAM customized prosthesis

	**PAD-VCAM140**	for zirconium oxide overstructure on abutment PADe
	**CAMPRON205-10**	spare ring washers for the head of the screw

Laboratory screw for abutments, angled PADe abutments, T-Connect, and scanbody

	**VSR-VM-N-160-LAB**		DAT-N
	VSR-VM-N-160-LAB-10	pack of 10 pcs	
	**VSR-VM-180-LAB**		DAT
	VSR-VM-180-LAB-10	pack of 10 pcs	

Screws for PADe abutments

	**VSR-PADR-VM-180-F**	for PADe abutment	DAT
	VSR-PADR-VM-180-F-10	for PADe abutment	
	**VSR-PADR-VM-N-160-F**	for PADe abutment	DAT-N
	VSR-PADR-VM-N-160-F-10	for PADe abutment	
	**PAD-VTRAL-140**	for Pick-up transfer, long	
	**PAD-VTRA-140**	for Pick-up transfer, standard	
	**PAD-VTRAL-140-MAN**	for Pick-up transfer, manual screwing	
	**PAD-VP-140**	for prosthetic components on PADe abutments	
	PAD-VP-140-10	for prosthetic components on PADe abutments, 10 pcs packaging	
	**PADR-VTRAL-140-M**	carrier for PADe	

Screws for Pick-up transfers

	**VSR-VTRA-160-15**	DAT-N	h 15.00
	**VSR-VTRA-180-15**	DAT	
	**VSR-VTRA-160-20**	DAT-N	h 20.00
	**VSR-VTRA-180-20**	DAT	
	**VSR-VTRA-160-MAN**	DAT-N	for manual screwing
	**VSR-VTRA-180-MAN**	DAT	

Recommended torque for tightening prosthetic components

8-10 Ncm	surgical cover screws, healing abutments, transfer screws
20-25 Ncm	prosthetic screws
25-30 Ncm	direct screwing on implants prosthetic components
8-10 Ncm	transfer screws

Warning
Fixation screws are always included in the packaging of each prosthetic component, unless otherwise indicated.
Please use laboratory screws for laboratory phases and keep the screw included with the prosthetic component for the final fastening in the patient's mouth.

C-B1-CSR-E

rev. 11-26

Sweden & Martina S.p.A.
Via Veneto, 10
35020 Due Carrare (PD), Italy
Tel. +39.049.9124300
Fax +39.049.9124290
info@sweden-martina.com

www.sweden-martina.com

Sweden & Martina Ltd
Unit 1b - Amberley Court,
Whitworth Road
Crawley, West Sussex, RH11 7XL
Toll free 0800 1123575
info.uk@sweden-martina.com

Sweden & Martina Inc.
Distributor for U.S.
4700 S Mill Ave, Ste B-16
PO Box 23748 - Tempe, AZ 85282
Toll free 1-844-8MARTINA (1-844-862-7846)
info.us@sweden-martina.com

www.sweden-martinainc.com

Sweden & Martina Mediterranea S.L.
España - info.es@sweden-martina.com
Sweden & Martina Lda
Portugal - info.pt@sweden-martina.com
Sweden Martina România srl
România - info.ro@sweden-martina.com
Sweden & Martina France Sarl - France
info.fr@sweden-martina.com

SOME PRODUCTS MAY NOT BE REGULATORY/RELEASED FOR SALE IN ALL MARKETS.

The implants, standard prosthetic components and surgical instruments contained in this catalogue are medical devices and are manufactured by Sweden & Martina S.p.A., except for:
- Locator Abutment and related components which are medical devices manufactured by Zest Anchors, Inc., 2875 Loker Avenue East, Carlsbad, CA 92010, USA. Locator is a trademark by Zest Anchors, Inc.
- The TWL torque wrench with control lever and its adapter are medical devices manufactured by Elos Medtech Pinol A/S, Engvej 33, 3330 Gorlose, Denmark.
- The Screwdrivers for angled screw hole are medical devices manufactured by Talladium España S.L., Avenida Blondel, 54 3°, 25002 Lleida, Spain.
- Fixed prosthesis solutions using the Easy Fix technique: OT EQUATOR® are medical devices manufactured by Rhein 83 S.r.l., Via E. Zago 10/ABC, 40128 Bologna, Italy.

They conform to the ISO 9001 and ISO 13485 standards and are certified with the CE Mark in compliance with Regulation (EU) Medical Devices n. 2017/745.
The Sweden & Martina plant manufactures medical devices in compliance with the CGMPs in force in the USA and in other countries worldwide.

All trademarks herein are the property of Sweden & Martina S.p.A. unless otherwise indicated. The OT EQUATOR® trademark is the property of Rhein 83 S.r.l..
This material is intended for laboratories and clinicians and is not intended for patient distribution.
This material is not to be redistributed, duplicated, or disclosed without the express written consent of Sweden & Martina S.p.A.
For additional product information, including indications, contraindications, warnings, precautions, and potential adverse effects, see Sweden & Martina S.p.A. website.

The contents are updated at the time of publication. Check with the company for any subsequent updates.