

# PREMIUM ONE - SHELTA **POWER**

*International Product Overview*





Sweden & Martina





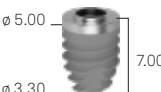










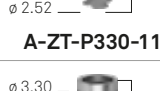

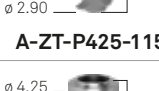
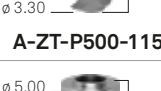










Dental Arena

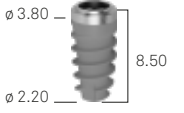
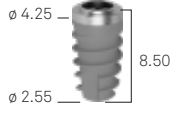
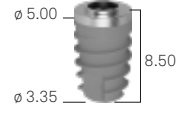
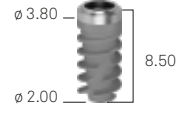


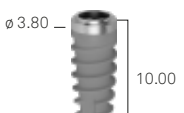
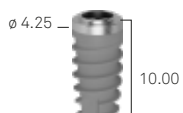
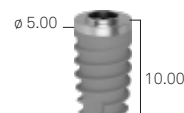
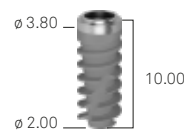
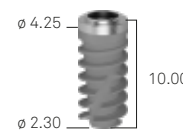
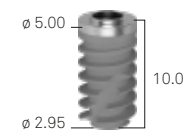
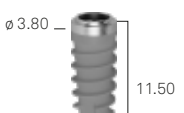
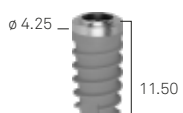
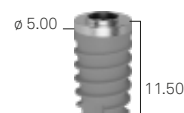
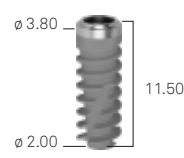
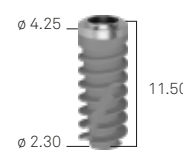
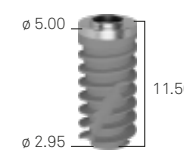



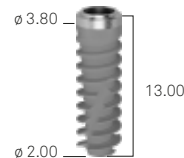
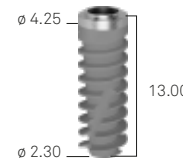
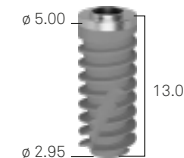





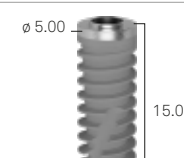






# PREMIUM ONE POWER AND SHELTA POWER

## List of contents

4	Table of Premium One Power and Shelta Power implants
6	Premium One Power Slim and Premium One Power
8	Shelta Power and Shelta SL Power
10	UTM and ZirTi: two surfaces in synergy
12	The advantages of Collex connection
14	Digital Workflow with Premium One Power and Shelta Power
16	Ergonomics of Surgical Procedures
18	Surgical kits
24	Surgical kits for guided surgery
28	Complements for guided surgery
28	Optional surgical instruments
31	Depth notches
32	Prosthetic solutions for excellence
34	Implant platforms and prosthetic combinations
35	Healing abutments
36	REGISTRA Technique
37	Impression taking and model phase
38	Temporary posts
39	Preformed posts
40	Posts and components for vertical technique
41	Millable posts
42	XA prosthetic line
44	Castable posts
45	Solutions with angled screw hole
46	Prosthetic line PAD <sup>e</sup> (Aesthetic screw-retained disparallel prosthesis)
48	PLAIN B-Space prosthetic line
49	Conico Conometric prosthesis
50	Components for digital prosthesis
55	Components for chairside digital prosthesis
56	Solutions for overdenture
59	Clinical and laboratory prosthetic screws

# Table of Premium One Power and Shelta Power implants

	Premium Slim	Premium One Power		
h fixture	ø 3.30 ●	ø 3.80 ●	ø 4.25 ●	ø 5.00 ●
7.00 mm	-	 ø 3.80 ø 2.75 7.00 <b>A-ZT-P380-070</b>	 ø 4.25 ø 2.90 7.00 <b>A-ZT-P425-070</b>	 ø 5.00 ø 3.30 7.00 <b>A-ZT-P500-070</b>
8.50 mm	 ø 3.30 ø 2.52 8.50 <b>A-ZT-P330-085</b>	 ø 3.80 ø 2.75 8.50 <b>A-ZT-P380-085</b>	 ø 4.25 ø 2.90 8.50 <b>A-ZT-P425-085</b>	 ø 5.00 ø 3.30 8.50 <b>A-ZT-P500-085</b>
10.00 mm	 ø 3.30 ø 2.52 10.00 <b>A-ZT-P330-100</b>	 ø 3.80 ø 2.75 10.00 <b>A-ZT-P380-100</b>	 ø 4.25 ø 2.90 10.00 <b>A-ZT-P425-100</b>	 ø 5.00 ø 3.30 10.00 <b>A-ZT-P500-100</b>
11.50 mm	 ø 3.30 ø 2.52 11.50 <b>A-ZT-P330-115</b>	 ø 3.80 ø 2.75 11.50 <b>A-ZT-P380-115</b>	 ø 4.25 ø 2.90 11.50 <b>A-ZT-P425-115</b>	 ø 5.00 ø 3.30 11.50 <b>A-ZT-P500-115</b>
13.00 mm	 ø 3.30 ø 2.52 13.00 <b>A-ZT-P330-130</b>	 ø 3.80 ø 2.75 13.00 <b>A-ZT-P380-130</b>	 ø 4.25 ø 2.90 13.00 <b>A-ZT-P425-130</b>	 ø 5.00 ø 3.30 13.00 <b>A-ZT-P500-130</b>
15.00 mm	 ø 3.30 ø 2.52 15.00 <b>A-ZT-P330-150</b>	 ø 3.80 ø 2.75 15.00 <b>A-ZT-P380-150</b>	 ø 4.25 ø 2.90 15.00 <b>A-ZT-P425-150</b>	 ø 5.00 ø 3.30 15.00 <b>A-ZT-P500-150</b>
18.00 mm	-	 ø 3.80 ø 2.75 18.00 <b>A-ZT-P380-180</b>	 ø 4.25 ø 2.90 18.00 <b>A-ZT-P425-180</b>	-
surgical cover screws	 <b>A-VT-330</b>	 <b>A-VT-380</b>	 <b>SH-VT-425-BL</b>	 <b>SH-VT-500-VI</b>

Shelta Power			Shelta Power SL		
ø 3.80 ●	ø 4.25 ●	ø 5.00 ●	ø 3.80 ●	ø 4.25 ●	ø 5.00 ●
-	-	-	-	-	-
 ø 3.80 ø 2.20 8.50 <b>SH-ZT-PS380-085</b>	 ø 4.25 ø 2.55 8.50 <b>SH-ZT-PS425-085</b>	 ø 5.00 ø 3.35 8.50 <b>SH-ZT-PS500-085</b>	 ø 3.80 ø 2.00 8.50 <b>SH-ZT-PS380SL-085</b>	 ø 4.25 ø 2.30 8.50 <b>SH-ZT-PS425SL-085</b>	 ø 5.00 ø 2.95 8.50 <b>SH-ZT-PS500SL-085</b>
 ø 3.80 ø 2.20 10.00 <b>SH-ZT-PS380-100</b>	 ø 4.25 ø 2.55 10.00 <b>SH-ZT-PS425-100</b>	 ø 5.00 ø 3.35 10.00 <b>SH-ZT-PS500-100</b>	 ø 3.80 ø 2.00 10.00 <b>SH-ZT-PS380SL-100</b>	 ø 4.25 ø 2.30 10.00 <b>SH-ZT-PS425SL-100</b>	 ø 5.00 ø 2.95 10.00 <b>SH-ZT-PS500SL-100</b>
 ø 3.80 ø 2.20 11.50 <b>SH-ZT-PS380-115</b>	 ø 4.25 ø 2.55 11.50 <b>SH-ZT-PS425-115</b>	 ø 5.00 ø 3.35 11.50 <b>SH-ZT-PS500-115</b>	 ø 3.80 ø 2.00 11.50 <b>SH-ZT-PS380SL-115</b>	 ø 4.25 ø 2.30 11.50 <b>SH-ZT-PS425SL-115</b>	 ø 5.00 ø 2.95 11.50 <b>SH-ZT-PS500SL-115</b>
 ø 3.80 ø 2.20 13.00 <b>SH-ZT-PS380-130</b>	 ø 4.25 ø 2.55 13.00 <b>SH-ZT-PS425-130</b>	 ø 5.00 ø 3.35 13.00 <b>SH-ZT-PS500-130</b>	 ø 3.80 ø 2.00 13.00 <b>SH-ZT-PS380SL-130</b>	 ø 4.25 ø 2.30 13.00 <b>SH-ZT-PS425SL-130</b>	 ø 5.00 ø 2.95 13.00 <b>SH-ZT-PS500SL-130</b>
 ø 3.80 ø 2.20 15.00 <b>SH-ZT-PS380-150</b>	 ø 4.25 ø 2.55 15.00 <b>SH-ZT-PS425-150</b>	 ø 5.00 ø 3.35 15.00 <b>SH-ZT-PS500-150</b>	 ø 3.80 ø 2.00 15.00 <b>SH-ZT-PS380SL-150</b>	 ø 4.25 ø 2.30 15.00 <b>SH-ZT-PS425SL-150</b>	 ø 5.00 ø 2.95 15.00 <b>SH-ZT-PS500SL-150</b>
-	-	-	-	-	-
 <b>SH-VT-380-VE</b>	 <b>SH-VT-425-BL</b>	 <b>SH-VT-500-VI</b>	 <b>SH-VT-380-VE</b>	 <b>SH-VT-425-BL</b>	 <b>SH-VT-500-VI</b>


Premium One Power

# SLIM $\varnothing$ 3.30





## COLLEX ONE CONNECTION

For a symplified prosthetic approach



## PREMIUM SLIM POWER: CORONAL MORPHOLOGY

More stable in thin cortical bone




## SLIM MORPHOLOGY

High performance core in every bone type, to save grip in reduced space


## EASY INSERTION

Thanks to the core/thread ratio, specially studied




# Premium One Power

Ø 3.80, Ø 4.25, Ø 5.00




## UTM NECK

The surface meant for the interface area between hard and soft tissues




## PREMIUM ONE POWER: CORONAL MORPHOLOGY

Excellent performance even in hard cortical bone




## REVERSE BUTTRESS THREAD

High cutting capacity and penetration even in hard bone




## APICAL NOTCHES

Designed to facilitate insertion and clot decompression





## APEX

Tapered, with deeper thread throughout the length, it assures stability mainly in post-extraction cases



# Shelta Power

Ø 3.80, Ø 4.25, Ø 5.00




**CONNECTION COLLEX ONE**  
common to all diameters for a simplified prosthetic approach

**CORONAL MORPHOLOGY**  
which makes insertion precise and increases primary stability in the upper jaw




**CONICAL CORE AND CONICAL THREAD**  
allows excellent sensitivity during insertion




**THREADING**  
with progressive thickening to increase the condensation of bone poorly mineralised



**ROUNDED APEX**  
perfect for sinus lift




Ø 3.80, Ø 4.25, Ø 5.00




**UTM NECK**

The surface designed for the interface area between soft tissue and hard tissue




**LARGE THREAD AND GROOVES IN THE CORE**

for a greater primary stability to increase the contact surface when the bone is less dense

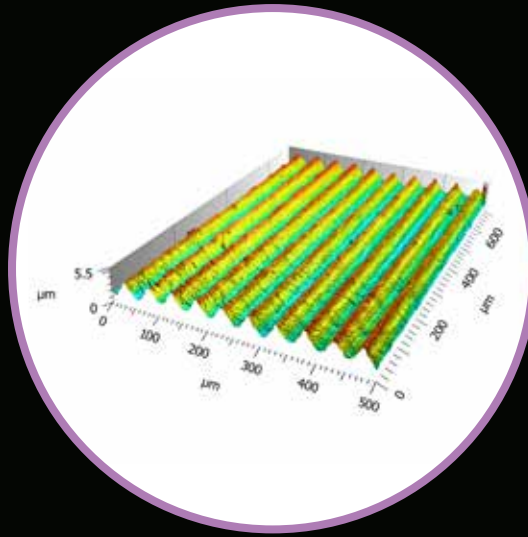


**HELICAL APICAL NOTCH**



# UTM and ZirTi: the synergy between two surfaces


## UTM Surface: the substrate



It's not a machined surface, but a regular micro-threading that provides the correct sizing to enhance cellular organization.

Sa: 0.6 µm

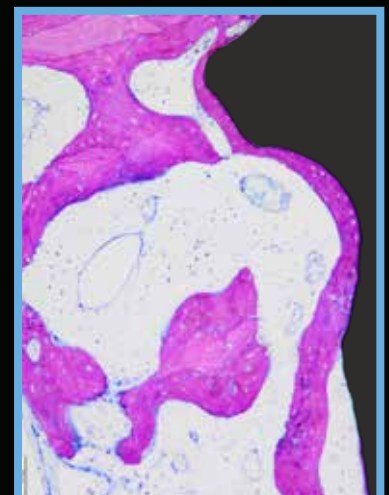
## ZirTi surface: it's ideal for



The ZirTi surface is obtained with a sandblasting process with zirconium oxide, followed by an acid etching, techniques that contribute to a topography to which the osteoblasts have shown to intimately adapt and to activate rapid proliferation.

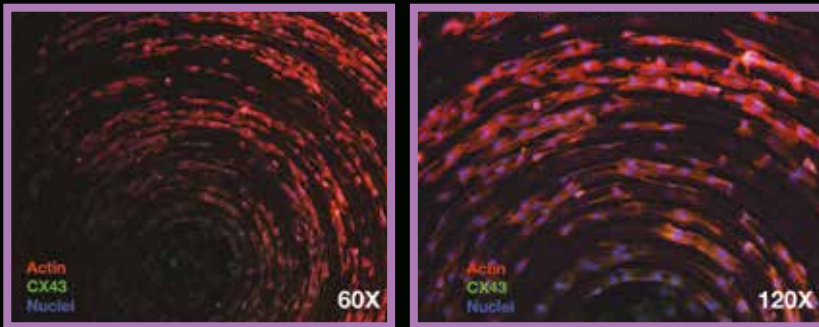
Sa: 1.4-1.7 µm

*Histology in humans at 3 months: even in bone D4, excellent mineralization is observed in contact with the ZirTi surface.*



*Image courtesy of Dr. Antonio Rocci and Prof. Marco Gargari.*


# designed for soft tissues



Arrangement of fibroblasts on UTM surface after 72 hours, observed with fluorescence microscopy - *in vitro* experiment.

The micro-thread on the implant neck provides a guide for the unidirectional movement of cells, with **the biological advantage of faster, organized, and oriented deposition of collagen fibers**. The resulting clinical benefit is a **quicker healing process** long-term maintenance of **healthy and stable tissues** over time.

## osseointegration



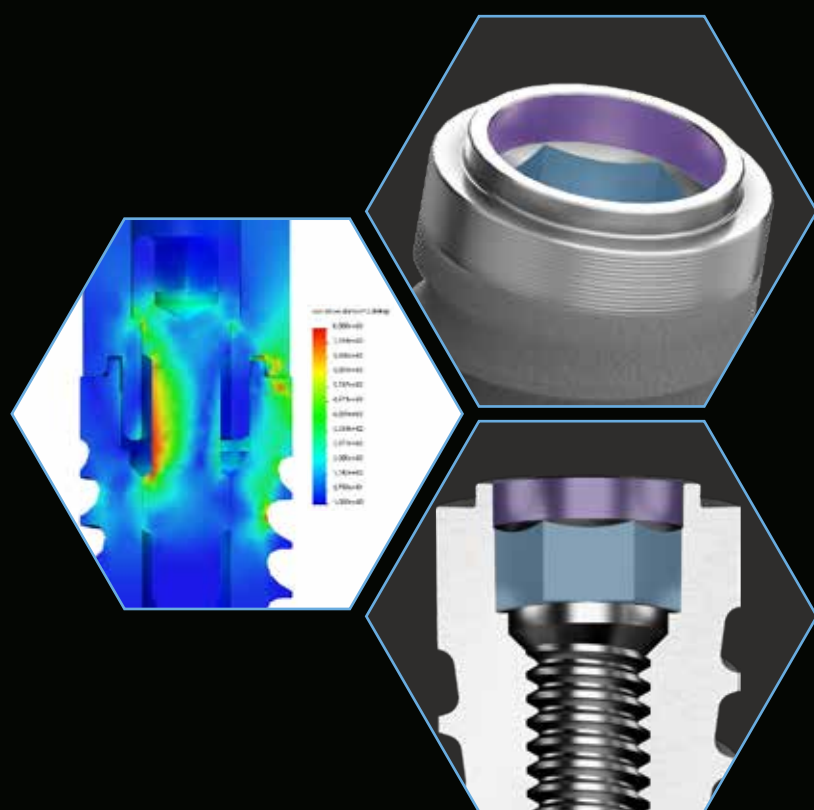
Enlargements of primary osteoblasts on the ZirTi surface: in images A and B, the **intimate adaptation of a cell on the peaks** that characterize the ZirTi can be observed, thanks to a section obtained with FIB (Focused Ion Beam).

*Image courtesy of Prof. Macaluso, University of Parma, Department of Medicine and Surgery - Dentistry Center.*



Bibliography on  
ZirTi surface.

# The advantages of the COLLEX UNIQUE CONNECTION



## COLLEX ONE CONNECTION:

several studies have documented its robustness and prosthetic stability compared to other connections without a collar.


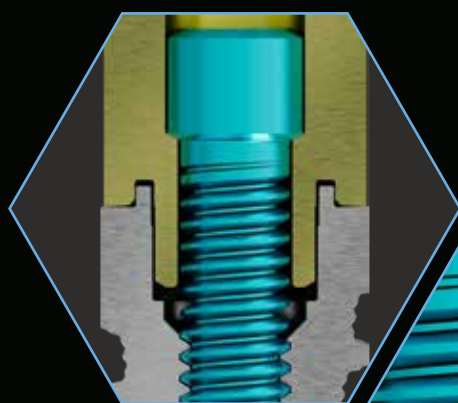




Bibliography on Collex One connection

## INTERNAL HEXAGONAL


connection with a collar of the same size for all diameters.

**FOUR DIFFERENT DIAMETERS** united by a single connection.



## CONTRACONE SEAL:

- Special micromechanical machining that makes both surfaces conical for mutual fitting;
- Peripheral seal limiting bacterial infiltration;
- Documented in literature.



Shelta Power SL  $\varnothing$  5.00 mm  
with  $\varnothing$  3.80 mm post



Shelta Power SL  $\varnothing$  5.00 mm  
with  $\varnothing$  4.25 mm post

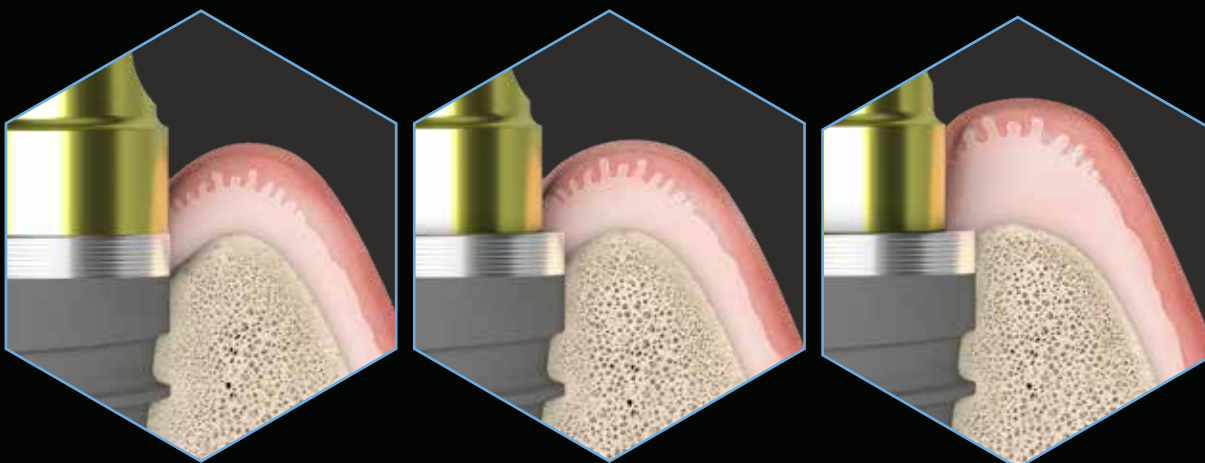


Shelta Power SL  $\varnothing$  5.00 mm  
with  $\varnothing$  5.00 mm post

Possibility of prosthetic **PLATFORM SWITCHING** with a abutment of smaller diameter than the implant, or traditional prosthesis, with an abutment of diameter congruent with the connection platform.

The ability to mount components of different diameters on the same platform allows achieving **DIFFERENT MISMATCHING**, to obtain the biological and clinical benefits of platform switching without compromising mechanical strength.

$\varnothing$ implant	3.30 ●	3.80 ●	4.25 ●	5.00 ●
	3.30 ●	3.30 ●	3.30 ●	3.30 ●
$\varnothing$ compatible prosthetic component	-	3.80 ●	3.80 ●	3.80 ●
	-	-	4.25 ●	4.25 ●
	-	-	-	5.00 ●



As demonstrated by the literature, there is a correlation between the extent of Platform Switching (mismatching) and the preservation of marginal bone dimensions: the greater the mismatching, the greater the volumes of hard and soft tissue preserved around the implant.


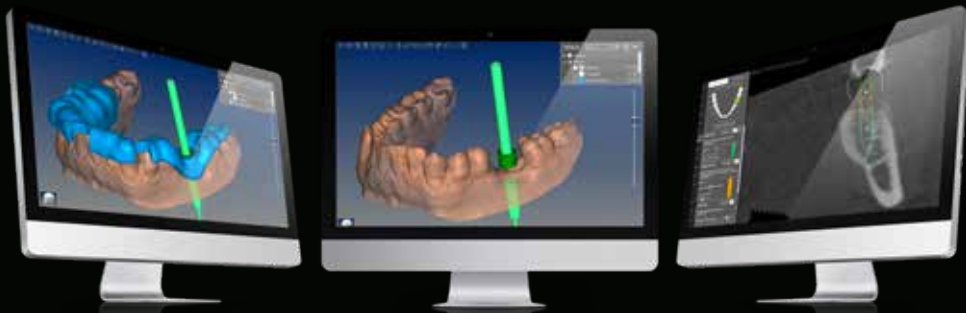


# DIGITAL WORKFLOW


WITH PREMIUM ONE POWER AND SHELTA POWER:  
everything you need to save time, enhance treatment  
predictability, and boost the productivity of both the  
clinic and the laboratory



## Guided surgery



ECHOPLAN PRO A



ECHOPLAN PRO S

Complete kits dedicated to guided surgery: the drills with integrated stops allow for time-saving and achieving predictable results. For the detailed content of the guided surgery kits compatible with Premium One Power and Shelta Power, refer to page 25 and following.




### DRILLS WITH INTEGRATED STOP

The uniqueness of the Echoplan PRO drills lies in their not requiring attachment to depth stops, as they come with an integrated vertical stop plane within the drills morphology. Additionally, the grooves on the guide body of the drill allow for increased physiological flow inside the preparation and reduce friction between the drill and the guide sleeve. This results in optimized surgical times as well as safe site preparation.



## Data acquisition



Capability to acquire the impression at the implant platform or abutment level, even for special prosthetic lines such as Plain B-Space, and XA.




New digital analogs: they allow for a unique and stable repositioning in 3D-printed models, thanks to their integration into CAD libraries.



## CAD DESIGN




A wide range of T-Connect options for single and multiple rehabilitations, with cementation cones of different heights and customization, featuring straight and angled screw holes, allow finding the most suitable support for each milled structure. For the details of the T-Connects available for the Collex One connection, refer to page 53 and following.



# Ergonomics of Surgical Procedures

The **SURGICAL KITS** are comprehensive, compact, ergonomic, and contain all the necessary tools for the surgery of **Premium One Power** and **Shelta Power** implants.



The color codes, also present on the surgical trays, guide the correct sequence of instrument usage.



Both the drills and the stops are characterized by a color code that guides operators in tool selection.



The **SURGICAL TRAYS** are made of **Radel**, a polymer that maintains its characteristics even after numerous cycles of washing and autoclave sterilization.

**CYLINDRICAL** or **CONICAL DRILLS**, based on different preparations, are supplied complete with depth stops.

The drills are made of **stainless steel** for surgical use and maintain their characteristics unchanged over time and through multiple uses.



The drills are characterized by the presence of clearly visible depth notches.

The drills are **highly sharp, centered, and perform well**. The morphology of the conical drills allows for the collection of valuable bone for regeneration needs.





The kits include a convenient **RATCHET**, which can be used both as a fixed wrench and as a dynamometric wrench for controlling the implant insertion torque and tightening of prosthetic screws.

- The torque can be adjusted from 10 to 70 Ncm;
- The torque adjustment is highly accurate because each individual ratchet is individually calibrated.

Included is a wide range of **PROSTHETIC DRIVERS** for digital use, for the dynamometric ratchet and for micromotor.

The range is suitable for different oral access needs, from extra-short tools to longer instruments for Toronto-type prosthetic rehabilitations.

The slightly tapered coupling between the driver and the screw allows for adequate retention, ensuring secure transport of the screw in the oral cavity.



The surgical procedure involves a countless approach that ensures visibility and ergonomics with the use of the patented **EASY INSERT** drivers:

- it can be easily removed from implant wells even in the presence of high insertion torque;
- the dodecagonal design prevents deformation of the connection edges, ensuring the maintenance of precision and prosthetic stability;
- available in the kit in various configurations, both for use with a micromotor and the ratchet;
- the instruments have a hexagon on the shaft, aligned with the connection hexagon, to facilitate rotational orientation of the fixture.

# Premium One Power kit

Complete surgical kit containing all the necessary tools for the insertion of Premium One Power implants (code ZPREMIUM-ONE-INT). All instruments can be purchased individually as spare parts.

**1** Precision drill  
FS-230



**2** Intermediate drill\*  
◦ FG-200/280XS  
• FG-330/425XS



**3** Pilot drill\*  
• FPT3-200-LXS



**4** Intermediate drill  $\varnothing$  2.50 mm\*  
◦ FFT3-250-LXS



**20** Adapter for instruments with digital knob  
AVV3-MAN-DG



**19** Torque control ratchet  
CRI5-KIT



**18** Countersink drills  
• A-FCC-380  
• A-FCC-425  
• A-FCC-500



**17** Stops for cylindrical drills FFT3-425-LXS  
• STOP4-425-070  
• STOP4-425-085  
• STOP4-425-100  
• STOP4-425-115  
• STOP4-425-130  
• STOP4-425-150



**16** Stops for cylindrical drills FFT3-340-LXS  
• STOP4-340-070  
• STOP4-340-085  
• STOP4-340-100  
• STOP4-340-115  
• STOP4-340-130  
• STOP4-340-150



**15** Stops for cylindrical drills FFT3-300-LXS  
• STOP4-300-070  
• STOP4-300-085  
• STOP4-300-100  
• STOP4-300-115  
• STOP4-300-130  
• STOP4-300-150




**14** Stops for cylindrical drills FFT3-280-LXS  
• STOP4-280-070  
• STOP4-280-085  
• STOP4-280-100  
• STOP4-280-115  
• STOP4-280-130  
• STOP4-280-150



**13** Stops for intermediate drill  $\varnothing$  2.50 mm  
◦ STOP4-250-070  
◦ STOP4-250-085  
◦ STOP4-250-100  
◦ STOP4-250-115  
◦ STOP4-250-130  
◦ STOP4-250-150




**12** Stops for pilot drill  
• STOP4-200-070  
• STOP4-200-085  
• STOP4-200-100  
• STOP4-200-115  
• STOP4-200-130  
• STOP4-200-150




5

**Final cylindrical drill\***

- FFT3-280-LXS for implants  $\varnothing$  3.30 mm
- FFT3-300-LXS for implants  $\varnothing$  3.80 mm
- FFT3-340-LXS for implants  $\varnothing$  4.25 mm
- FFT3-425-LXS for implants  $\varnothing$  5.00 mm



For surgical procedures and related warnings, it is recommended to refer to the surgical manual MC-IMP-PREMIUM-ONE-E (downloadable from the website [www.sweden-martina.com](http://www.sweden-martina.com) or by scanning the QR CODE next to it).



6

**Easy Insert Drivers for implant insertion**  
EASYC4-EX230-CA



EASYL4-EX230-CA



EASY4-EX230-EX



7

**Extensions and adapters**  
PROF-CAL3

Extension for surgical drills



BPM-15

Extensions for instruments with hexagonal connector



B-AVV-CA3

Mechanical adapter for instruments with hexagonal connector



11

**Bone taps\***

- SM-MS-330 for implants  $\varnothing$  3.30 mm
- A-MS-380 for implants  $\varnothing$  3.80 mm
- A-MS-425 for implants  $\varnothing$  4.25 mm
- A-MS-500 for implants  $\varnothing$  5.00 mm



10

**Parallelism pins**  
PPTL-2-28



9

**Prosthetic screwdrivers**  
HSM-20-CA



HSM-20-EX



HSML-20-EX



8

**Digital screwdrivers**  
HSMXS-20-DG



HSM-20-DG



HSML-20-DG



X-ray templates included in the kit, reorderable separately with the codes AS-L100 (real dimensions), AS-L120 (dimensions increased by 20%), AS-L130 (dimensions increased by 30%).

# Shelta Power kit

Complete surgical kit containing all the necessary tools for the insertion of Shelta Power implants (code ZSHELTA-INT).  
All instruments can be purchased individually as spare parts.

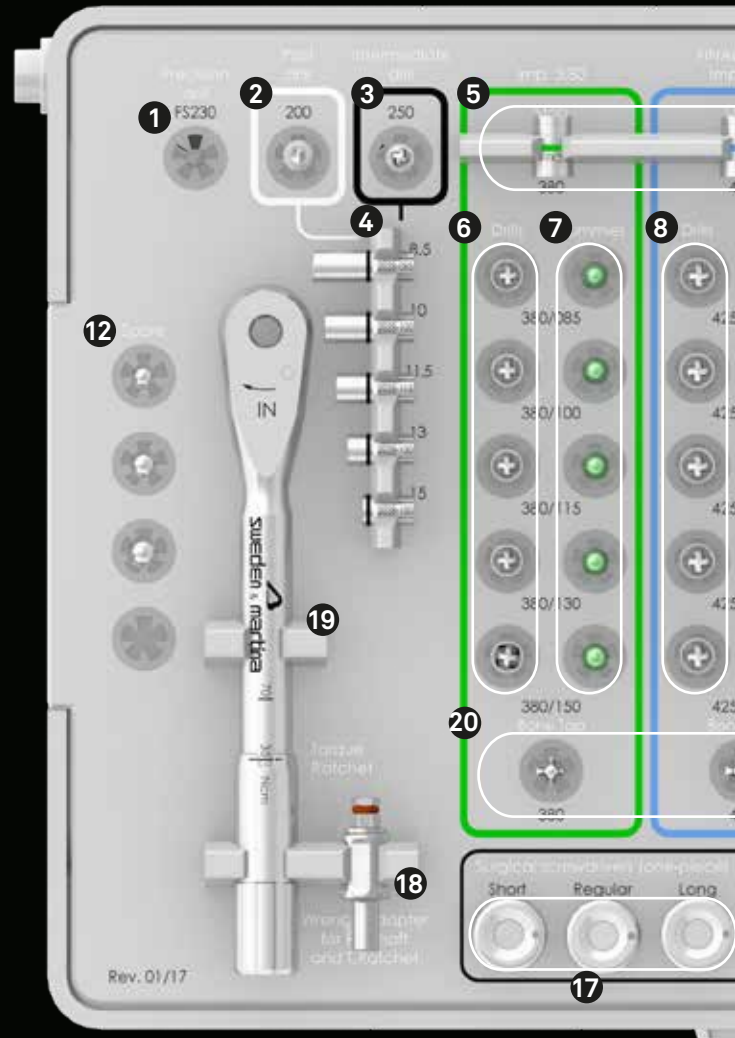
- 1** Precision drill  
FS-230
- 2** Pilot drill  
• FPT3-200-LXS
- 3** Intermediate drill  $\varnothing$  2.50 mm  
• SE-FK250
- 4** Stops for pilot and intermediate drills
  - CSR-STOP-2028-085
  - CSR-STOP-2028-100
  - CSR-STOP-2028-115
  - CSR-STOP-2028-130
  - CSR-STOP-2028-150

- 20** Bone taps
  - SH-MS-380-CA for implants  $\varnothing$  3.80 mm
  - SH-MS-425-CA for implants  $\varnothing$  4.25 mm
  - SH-MS-500-CA for implants  $\varnothing$  5.00 mm

- 19** Torque control ratchet  
CRI5-KIT
- 18** Stop for pilot and intermediate drill  
AVV-CA-DG-EX

- 17** Digital screwdrivers  
HSMXS-20-DG
- HSM-20-DG
- HSM-20-DG
- HSM-20-DG

- 16** Prosthetic screwdrivers  
HSM-20-CA
- HSM-20-EX
- HSM-20-EX
- 15** Extensions  
PROF-CAL3  
Extension for surgical drills
- BPM-15  
Extension for instruments with hexagonal connector for torque-control ratchet
- 14** Parallelism pins  
PPTL-2-28
- 13** Easy Insert Hex. 2.30 mm  
EASYC4-EX230-CA
- EASYL4-EX230-CA
- EASY4-EX230-EX



SH-TRAY-INT instrument carrying case in Radel.

5



**Stops for conical drills**


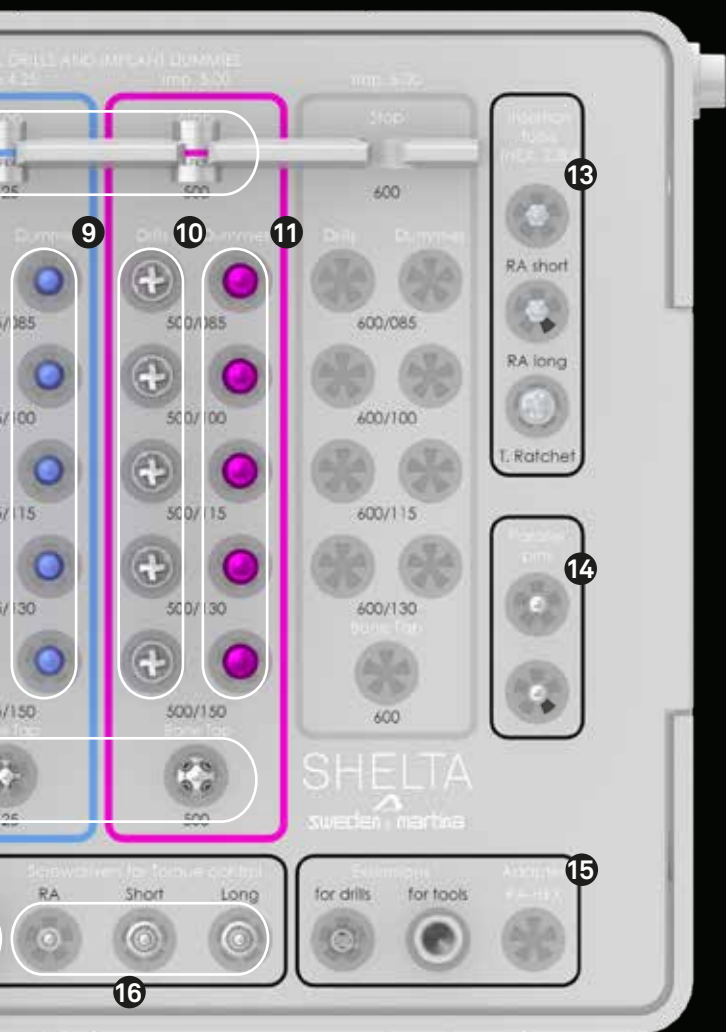
- SH-STOP4-FK380
- SH-STOP4-FK425
- SH-STOP4-FK500

6



**Final conical drills for  $\varnothing$  3.80 mm implants**

- SH-FK380-085
- SH-FK380-100
- SH-FK380-115
- SH-FK380-130
- SH-FK380-150



For surgical procedures and related warnings, it is recommended to refer to the surgical manual MC-IMP-SHELTA-E (downloadable from the website [www.sweden-martina.com](http://www.sweden-martina.com) or by scanning the QR CODE next to it).



7



**Replies**

- SH-380-085-RP
- SH-380-100-RP
- SH-380-115-RP
- SH-380-130-RP
- SH-380-150-RP

8



**Final conical drills for  $\varnothing$  4.25 mm implants**

- SH-FK425-085
- SH-FK425-100
- SH-FK425-115
- SH-FK425-130
- SH-FK425-150

12



**Countersink drills**

- A-FCC-380
- A-FCC-425
- A-FCC-500

11



**Replies**

- SH-500-085-RP
- SH-500-100-RP
- SH-500-115-RP
- SH-500-130-RP
- SH-500-150-RP

10



**Final conical drills for  $\varnothing$  5.00 mm implants**

- SH-FK500-085
- SH-FK500-100
- SH-FK500-115
- SH-FK500-130
- SH-FK500-150

9



**Replies**

- SH-425-085-RP
- SH-425-100-RP
- SH-425-115-RP
- SH-425-130-RP
- SH-425-150-RP

X-ray templates included in the kit, reorderable separately with the codes SH-L100 (real dimensions), SH-L120 (dimensions increased by 20%), SH-L130 (dimensions increased by 30%).

ATTENTION: For USA a different version of Shelta surgical kit is available: please contact your sales rep for details.

# Combined Premium Shelta Power kit

Complete surgical kit containing all the necessary instruments for the insertion of both Premium One Power and Shelta Power implants (code ZPRESH-INT).

- 1** Pilot drill  
• FPT3-200-LXS
- 2** Intermediate cylindrical drill  
◦ FFT3-250-LXS
- 3** Final cylindrical drills  
• FFT3-280-LXS  
• FFT3-300-LXS  
• FFT3-340-LXS  
• FFT3-425-LXS
- 4** Precision drill  
FS-230
- 5** Intermediate drills  
◦ FG-200/280XS  
• FG-330/425XS
- 6** Countersink drill  
FC-XS

- 29** Stops for cylindrical drills  
• STOP4-425-070  
• STOP4-425-085  
• STOP4-425-100  
• STOP4-425-115  
• STOP4-425-130  
• STOP4-425-150

- 28** Stops for cylindrical drills  
• STOP4-340-070  
• STOP4-340-085  
• STOP4-340-100  
• STOP4-340-115  
• STOP4-340-130  
• STOP4-340-150

- 27** Stops for cylindrical drills  
• STOP4-300-070  
• STOP4-300-085  
• STOP4-300-100  
• STOP4-300-115  
• STOP4-300-130  
• STOP4-300-150

- 26** Stops for cylindrical drills  
• STOP4-280-070  
• STOP4-280-085  
• STOP4-280-100  
• STOP4-280-115  
• STOP4-280-130  
• STOP4-280-150


- 25** Stops for intermediate cylindrical drill  
◦ STOP4-250-070  
◦ STOP4-250-085  
◦ STOP4-250-100  
◦ STOP4-250-115  
◦ STOP4-250-130  
◦ STOP4-250-150

- 24** Stops for pilot drill  
• STOP4-200-070  
• STOP4-200-085  
• STOP4-200-100  
• STOP4-200-115  
• STOP4-200-130  
• STOP4-200-150

- 23** Premium One bone taps  
• SM-MS-330  
• A-MS-380  
• A-MS-425  
• A-MS-500

- 22** Parallelim pins  
PPTL-2-28

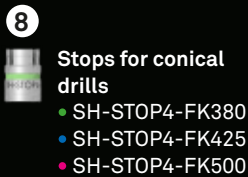
- 21** Prosthetic screwdrivers  
HSM-20-CA  
HSM-20-EX  
HSM1-20-EX



ASH-TRAY-INT Radel instrument grommetless tray.




**7** Intermediate conical drill  
○ SE-FK250



**8** Stops for conical drills  
● SH-STOP4-FK380  
● SH-STOP4-FK425  
● SH-STOP4-FK500




**9** Stops for intermediate conical drill  
● CSR-STOP-2028-085  
● CSR-STOP-2028-100  
● CSR-STOP-2028-115  
● CSR-STOP-2028-130  
● CSR-STOP-2028-150




**10** Final conical drills  
● SH-FK380-085  
● SH-FK380-100  
● SH-FK380-115  
● SH-FK380-130  
● SH-FK380-150




**11** Replies  
● SH-380-085-RP  
● SH-380-100-RP  
● SH-380-115-RP  
● SH-380-130-RP  
● SH-380-150-RP



**12** Final conical drills  
● SH-FK425-085  
● SH-FK425-100  
● SH-FK425-115  
● SH-FK425-130  
● SH-FK425-150




**13** Replies  
● SH-425-085-RP  
● SH-425-100-RP  
● SH-425-115-RP  
● SH-425-130-RP  
● SH-425-150-RP



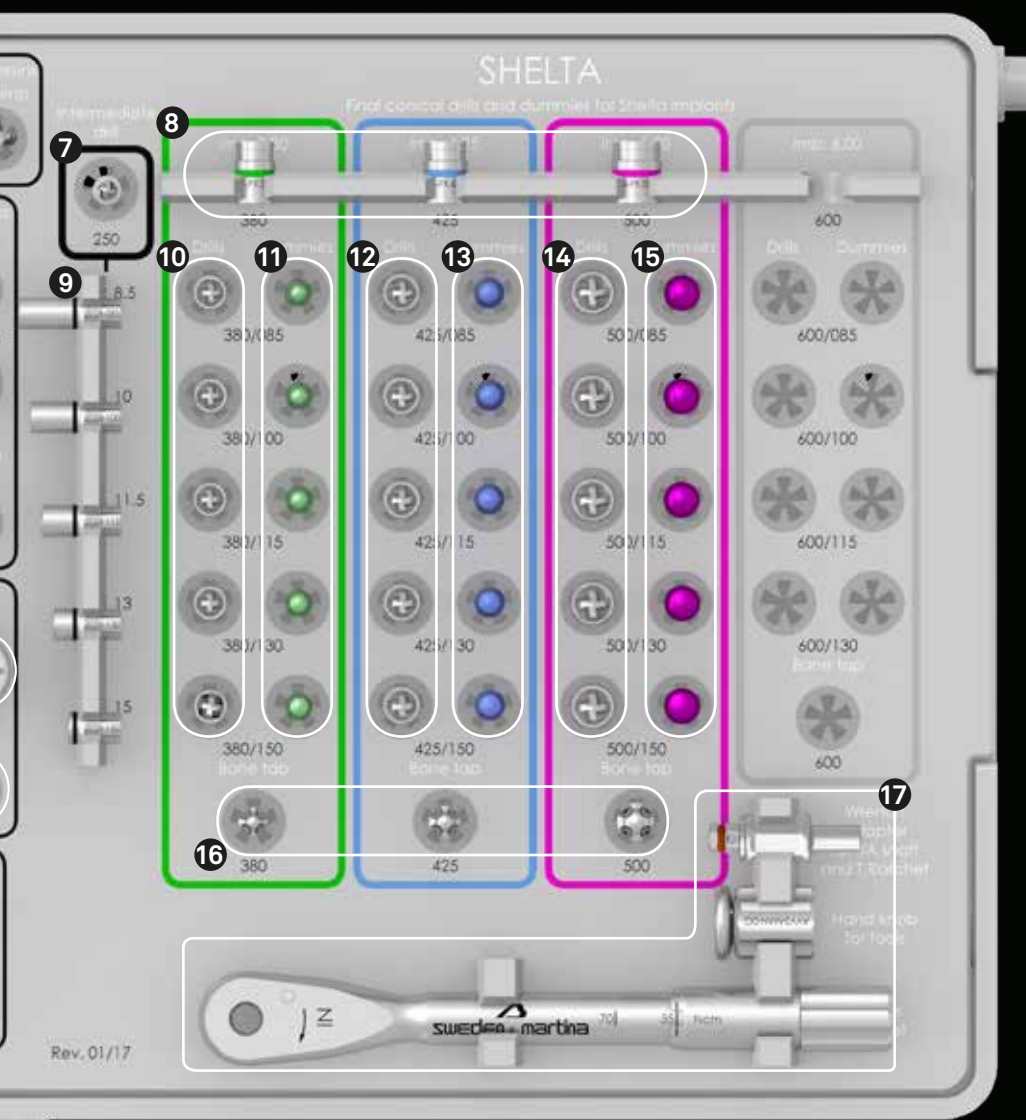
**14** Final conical drills  
● SH-FK500-085  
● SH-FK500-100  
● SH-FK500-115  
● SH-FK500-130  
● SH-FK500-150



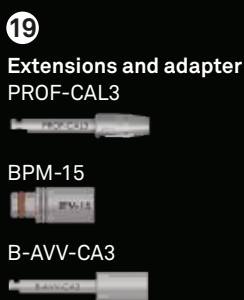
**15** Replies  
● SH-500-085-RP  
● SH-500-100-RP  
● SH-500-115-RP  
● SH-500-130-RP  
● SH-500-150-RP



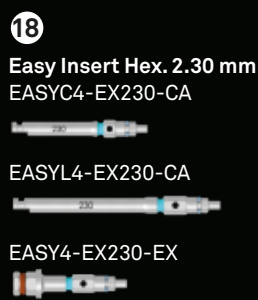
**16** Shelta Bone taps  
● SH-MS-380-CA  
● SH-MS-425-CA  
● SH-MS-500-CA



**20** Digital screwdriver  
HSMXS-20-DG  
HSM-20-DG  
HSML-20-DG



**19** Extensions and adapter  
PROF-CAL3  
BPM-15  
B-AVV-CA3



**18** Easy Insert Hex. 2.30 mm  
EASYC4-EX230-CA  
EASYL4-EX230-CA  
EASY4-EX230-EX

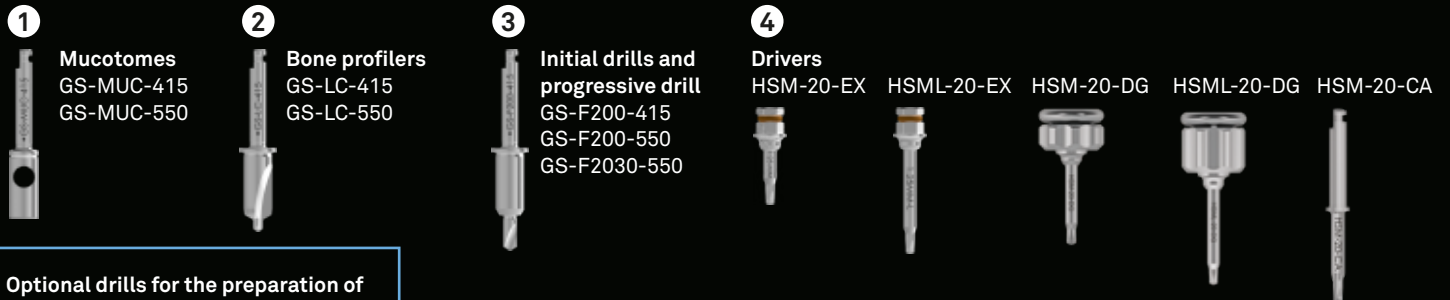


**17** Adapters and torque control ratchet  
AVV-CA-DG-EX  
AVV3-MAN-DG  
CRI5-KIT


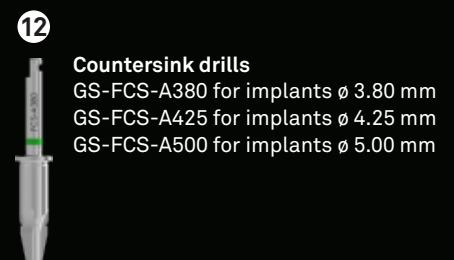
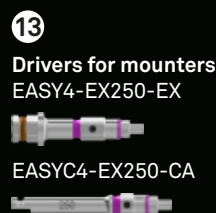
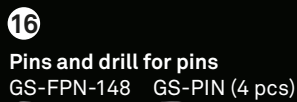
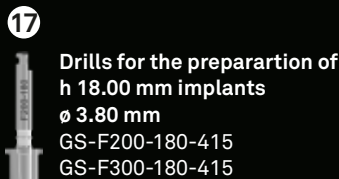
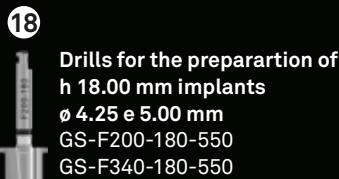
X-ray templates included in the kit

# Surgical kit for guided surgery with Premium One Power implants

Complete surgical kit containing all the necessary instruments for guided surgery with Premium One Power implants (code ZGS-PRO-A-INT). In the Tray there are a number of instrument slots referring to different systematics. These instruments are therefore not included in the standard kit.



Optional drills for the preparation of implants h 18.00 mm.





# Surgical kit for guided surgery with Shelta Power and Shelta SL Power implants

Complete surgical kit containing all the necessary instruments for guided surgery with Shelta Power implants (code ZGS-PRO-S-INT). In the Tray there are a number of instrument slots referring to different systematics. These instruments are therefore not included in the standard kit.

- 1**  
**Mucotomes**  
 GS-MUC-415  
 GS-MUC-550



- 2**  
**Bone profilers**  
 GS-LC-415  
 GS-LC-550



- 3**  
**Initial drills and progressive drill**  
 GS-F200-415  
 GS-F200-550




- 16**  
**Adapter for instruments with hexagonal connector**  
 AVV3-MAN-DG



- 15**  
**Torque control ratchet**  
 CRI5-KIT



- 14**  
**Pins and drill for pins**  
 GS-FPN-148 GS-PIN (4 pcs)




- 13**  
**Drivers for mounters**  
 EASY4-EX250-EX EASYC4-EX250-CA



- 12**  
**Countersink drills**  
 GS-FCS-SH380  
 GS-FCS-SH425  
 GS-FCS-SH500  
 GS-FCS-SE380  
 GS-FCS-SE425  
 GS-FCS-SE500

















- 11**  
**Bone taps**  
 GS-MS-S380  
 GS-MS-S425  
 GS-MS-S500





# Guided surgery accessories

## Guide sleeves and mouter for guided surgery

implants	∅	sleeve	mouter	screw	easy mouter
Premium One Power Slim	3.30	 4.00 GS-B415-EX-6*	 GS-MOU-A330	 GS-VTMOU-180**	 GS-EASY-AS-415-CA
					 GS-EASY-AS-415-EX
Premium One Power and Shelta Power	3.80	 4.00 GS-B415-EX-6*	 GS-MOU-A380	 GS-VTMOU-180**	 GS-EASY-AS-415-CA
					 GS-EASY-AS-415-EX
Premium One Power and Shelta Power	4.25 5.00	 4.00 GS-B550-EX-6*	 GS-MOU-A380SP	 GS-VTMOU-180**	 GS-EASY-AS-550-CA
					 GS-EASY-AS-550-EX

\*The indexed guide sleeves are available in packs of 6 pieces, not sold individually. Non-indexed guide sleeves are also available in packs of 6, which can be ordered using the codes GS-B415-6 and GS-B550-6.

\*\*The fixation screw is included with tmouter but can also be ordered individually as a spare part.

# Optional surgical instruments

## Intermediate drills



FG-200/280XS

## Long precision drill



FSL-230

## Cylinder for the construction of radiological guide



DIM

\*in titanium for guiding the precision drill

## Drills for the preparation of Premium One Power implants with a height of 7.00 mm\*

### pilot drill



FPS-200

### intermediate Shorty drill



FGS-200/300



FFS-300



FFS-340



STOPS4-200-070

-



STOPS4-300-070



STOPS4-340-070

\*All preparation drills are included in the ZSHORTY-INT drill kit, which also contains drills for the preparation of shorter implants (h 5.00 mm and h 6.00 mm) from other systems.

## Drills for distal sectors

ø 2.00



FPT5-200-LXS

ø 2.80



FFT5-280-LXS

ø 2.90



FFT5-290-LXS

ø 3.00



FFT5-300-LXS

ø 3.20



FFT5-320-LXS

ø 3.30



FFT5-330-LXS

ø 3.40



FFT5-340-LXS

ø 3.60



FFT5-360-LXS

ø 4.25



FFT5-425-LXS

ø 4.45



FFT5-445-LXS

## Screwdrivers not included in the kit



HSMXL-20-EX

with hexagonal connector, extra long



HSMXS-20-CA

with right angle shank, extra short



AVV-CAP-TIT-1

instrument for maintaining the titanium cap for ball attachments



BASCC-EX

for ball attachments, with hexagonal connector



AVV2-ABUT

for straight P.A.D. abutments



8926-SW

for Locator abutment, short



8927-SW

for Locator abutment, long



DSPDCLH-24

for angled screw hole, length 24 mm

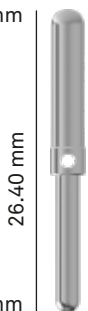


DSPDCLH-32

for angled screw hole, length 32 mm

## Parallel pins

ø 2.80 mm



26.40 mm

12.00

ø 2.00 mm

PP-2/28

Parallelism pin with one side of ø 2.00 mm and the other side of ø 2.80 mm

ø 2.80 mm



20.55 mm

16.75

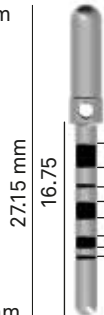
15.00  
13.00  
11.50  
10.00  
8.50  
7.00  
6.00  
5.00

ø 2.00 mm

PPTS-2-28

Parallelism pin with depth notches, small version

ø 2.80 mm



27.15 mm

16.75

15.00  
13.00  
11.50  
10.00  
8.50  
7.00  
6.00  
5.00

ø 2.00 mm

PPTL-2-28

Parallelism pin with depth notches, large version

ø 2.80 mm



19.00 mm

8.30 mm



5.00  
6.00  
7.00  
7.00  
6.00  
5.00

ø 2.00 mm


PPS-2/3

Parallelism pin for short drills with notches at 5.00, 6.00, and 7.00 mm

### Bone taps with hexagonal connector

	ø 3.30 ●	ø 3.80 ●	ø 4.25 ●	ø 5.00 ●
	SM-MSC-330	A-MSC-380	A-MSC-425	A-MSC-500
	-	SH-MS-380	SH-MS-425	SH-MS-500




### Bone taps with right angle shank

	ø 3.30 ●	ø 3.80 ●	ø 4.25 ●	ø 5.00 ●
	SM-MS-330-CA	A-MS-380-CA	A-MS-425-CA	A-MS-500-CA






### Extraction tools for intraoral removing of implants

	BC-EX230	short
	BL-EX230	long


### Bone profiler for P.A.D. abutments

	transgingival height 3.00 mm, wide			
	ø 3.30 ●	ø 3.80 ●	ø 4.25 ●	ø 5.00 ●
	A-PAD-PS330-L	A-PAD-PS380-L	A-PAD-PS425-L	A-PAD-PS500-L
	transgingival height 5.00 mm, narrow			
	ø 3.30 ●	ø 3.80 ●	ø 4.25 ●	ø 5.00 ●
	A-PAD-PS330-S	A-PAD-PS380-S	A-PAD-PS425-S	A-PAD-PS500-S
	A-PAD-GUI-PS-230	profiler guide		


### Conical osteotomes

				
ø 0.20	ø 0.90	ø 1.60	ø 2.00	ø 2.40
E-OS-020-PP	E-OS-090-PP	E-OS-160-PC	E-OS-200-PC	E-OS-240-PC
osteotome ø 0.20 flat tip	osteotome ø 0.90 flat tip	osteotome ø 1.60 concave tip	osteotome ø 2.00 concave tip	osteotome ø 2.40 concave tip

### Conical osteotomes with flat tip

	h	ø 3.80 ●	ø 4.25 ●	ø 5.00 ●
	8.50-10.00	SH-OS-380-100-PP	SH-OS-425-100-PP	SH-OS-500-100-PP
	11.50	SH-OS-380-115-PP	SH-OS-425-115-PP	SH-OS-500-115-PP
	13.00	SH-OS-380-130-PP	SH-OS-425-130-PP	SH-OS-500-130-PP
	15.00	SH-OS-380-150-PP	SH-OS-425-150-PP	SH-OS-500-150-PP

### Conical osteotomes with round tip

	h	ø 3.80 ●	ø 4.25 ●	ø 5.00 ●
	8.50-10.00	SH-OS-380-100-PR	SH-OS-425-100-PR	SH-OS-500-100-PR
	11.50	SH-OS-380-115-PR	SH-OS-425-115-PR	SH-OS-500-115-PR
	13.00	SH-OS-380-130-PR	SH-OS-425-130-PR	SH-OS-500-130-PR
	15.00	SH-OS-380-150-PR	SH-OS-425-150-PR	SH-OS-500-150-PR

### Torque wrench with control lever



TWL



TWL-AVV-EX Adaptor for torque wrench

### Service mounter for impact procedures



MOU-EX230 mounter



CM2 mounter stop key

### Depth gauge



PROF3

### Spare O-ring



ORING180-088

### Extractors for atraumatic removal of implants



EXTR-IMP-S small



EXTR-IMP-M medium



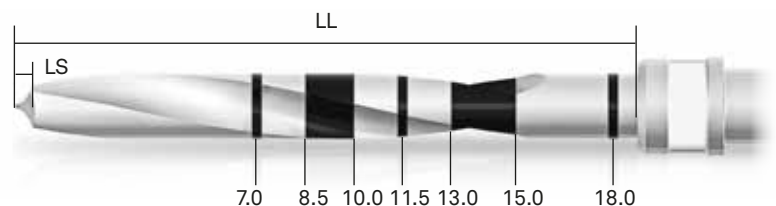
EXTR-IMP-L large

## Depth notches

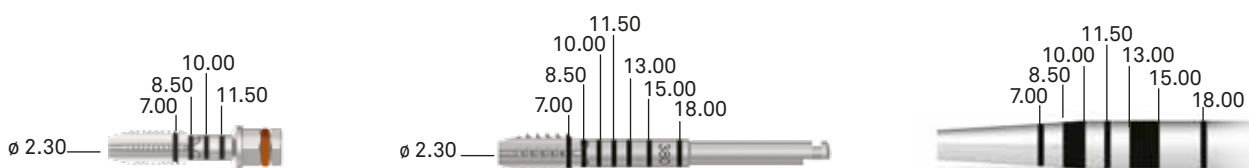
The laser marking on the cutting edges and the use of stops allow for safe preparation and control of the instrument's insertion depth. The drills always create a hole longer than the desired implant. The oversizing (LS) is equal to the height of the tip of the drill being used.

LL: total length of the working part, including the tip.

LS: length of the overpreparation. This measurement must be calculated in addition to the length of the preparation hole.



The working depth is also identified on bone taps and osteotomes through laser-etched notches, as follows:



# Prosthetic solutions of excellence

## CONVERGENT PLAIN B-SPACE ABUTMENT FOR MULTIPLE SCREW RETAINED SOLUTIONS

A revolutionary study using synchrotron tomography has demonstrated that the synergy between converging morphology and surface, as opposed to divergent morphologies and non-UTM surfaces, enhances fibroblast adhesion and early activation, facilitating the formation of a biological seal and promoting the integration of peri-implant soft tissues.

Connective fibers appear more interconnected, dense, and stable.

UTM surface along their entire profile.




Image courtesy of Dr. L. Canullo, A. Giuliani, M. Furlani, M. Menini, A. Piattelli, G. Iezzi.

## CONICO SYSTEM



Fixed prosthesis without screws and without cement

Easily removable and reinsertable by the clinician

Biological seal and maintenance of healthy and stable tissues over time

For both single and multiple crowns

Not removable by the patient

## XA PROSTHESIS

Convergent morphology that provides more space for soft tissues and supports bony peaks.

They are designed for the One-Abutment-One-Time technique and platform switching solutions.

At the base of the posts for cemented solutions and abutments for screw-retained solutions, there are micro-rills that allow for the stabilization of the connective tissue.

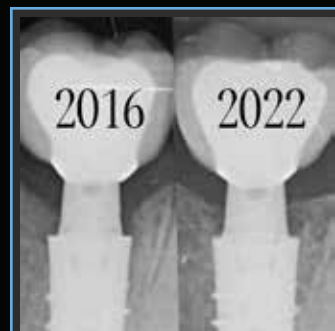


Image courtesy of Dr. Xavier Vela

# SOLUTIONS FOR ANGLED SCREW HOLE

They are versatile prosthetic solutions that reposition the screw hole palatally to preserve aesthetics.

## ORIENTABLE SCREW HOLE ABUTMENT



The castable cannula rotates on the spherical head of the abutment, allowing 360° of angulation. The cannula rotates on the spherical head of the abutment, enabling a 28° angle correction in all directions.



The hexagonal screwdriver with a special design allows for engaging the screw head even in the presence of a pronounced angle and a palatally repositioned screw hole.

## ANGLED SCREW HOLE INTERFASE



Angled screw hole Interfases are an ideal solution for digital workflows.

# PAD<sup>e</sup> AESTHETIC SCREW-RETAINED DISPARALLEL PROSTHESIS



Easy-to-insert abutments

Maximum freedom and ergonomics for superstructures

Pink anodization for better mimetism


Their compact size makes them suitable for rehabilitation of partially or completely edentulous arches in limited horizontal and vertical spaces.

Specific sleeves are available for luting technique with a standard hole or an angled hole for the palatal repositioning of screw access.

# Implant Platforms and Prosthetic Combinations

The connection platforms of Premium One Power and Shelta Power implants are characterized by the presence of an internal hexagon and an external collar that is the same for all diameters, allowing for the selection of the desired abutment size. According to the chosen prosthetic protocol, it is possible to perform prosthetic Platform Switching with a smaller diameter abutment or use an abutment with a congruent diameter to the implant.

∅ implant	3.30 ●	3.80 ●	4.25 ●	5.00 ●
∅ compatible prosthetic component	3.30 ●	3.30* ●	3.30* ●	3.30* ●
	-	3.80 ●	3.80 ●	3.80 ●
	-	-	4.25 ●	4.25 ●
	-	-	-	5.00 ●



Premium One Power ∅ 5.00 mm with post ∅ 3.80 mm

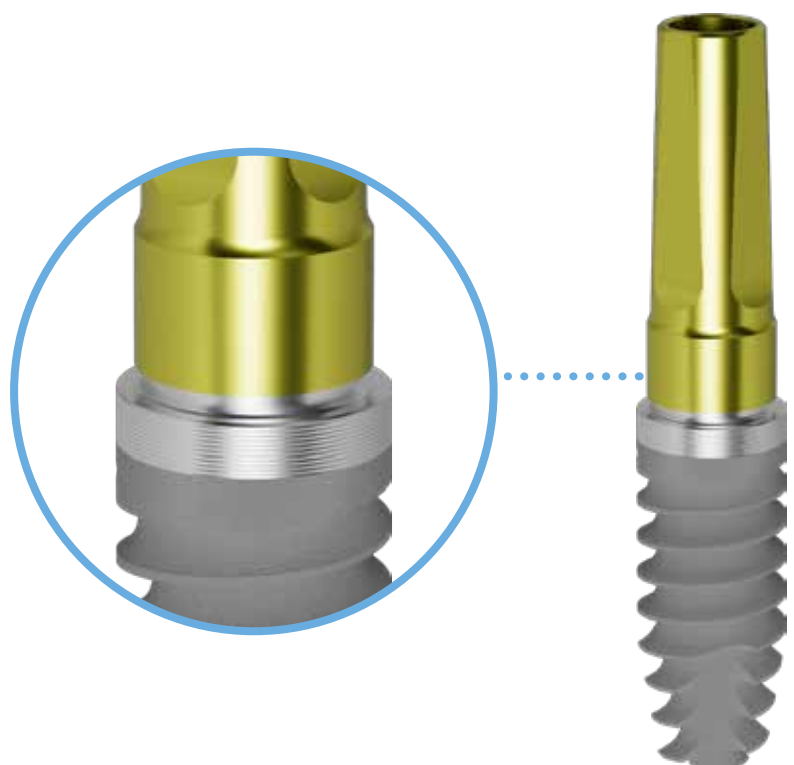
Premium One Power ∅ 5.00 mm with post ∅ 4.25 mm

Premium One Power ∅ 5.00 mm with post ∅ 5.00 mm

### Please note








\*Prosthetic components of ∅ 3.30 mm result in Platform Switching with implants of ∅ 3.80, 4.25, and 5.00 mm, closing onto the collar instead of the platform (see side image).

It is recommended to use these abutments for single crowns exclusively in the anterior regions (excluding premolars) and in the distal areas for supporting multiple prostheses.


















# Healing abutments







## With straight emergence

h mm	ø 3.30 ●	ø 3.80 ●	ø 4.25 ●	ø 5.00 ●
2.00	 <b>A-TMG-330-2</b>	 <b>A-TMG-380-2</b>		
3.00	 <b>A-TMG-330-3</b>	 <b>A-TMG-380-3</b>		
5.00	 <b>A-TMG-330-5</b>	 <b>A-TMG-380-5</b>		
7.00	 <b>A-TMG-330-7</b>	-		







## With anatomic emergence

h mm	ø 3.30 ●	ø 3.80 ●	ø 4.25 ●	ø 5.00 ●
2.00	 <b>A-TMGR-330-2</b>	 <b>A-TMGR-380-2</b>	 <b>AS-TMGR-425-2</b>	 <b>AS-TMGR-500-2</b>
3.00	 <b>A-TMGR-330-3</b>	 <b>A-TMGR-380-3</b>	 <b>AS-TMGR-425-3</b>	 <b>AS-TMGR-500-3</b>
5.00	 <b>A-TMGR-330-5</b>	 <b>A-TMGR-380-5</b>	 <b>AS-TMGR-425-5</b>	 <b>AS-TMGR-500-5</b>
7.00	-	 <b>A-TMGR-380-7</b>	 <b>AS-TMGR-425-7</b>	 <b>AS-TMGR-500-7</b>

## With coronal enlargement










h mm	ø 3.30 ●	ø 3.80 ●
2.00		
	<b>A-TMTCR-330-2</b>	<b>A-TMTCR-380-2</b>
3.00		
	<b>A-TMTCR-330-3</b>	<b>A-TMTCR-380-3</b>
5.00		
	<b>A-TMTCR-330-5</b>	<b>A-TMTCR-380-5</b>

## With wide profile

h mm	ø 3.30 ●	ø 3.80 ●
2.00		
	<b>A-TMGB-330-2</b>	<b>A-TMGB-380-2</b>
3.00		
	<b>A-TMGB-330-3</b>	<b>A-TMGB-380-3</b>
5.00		
	<b>A-TMGB-330-4</b>	<b>A-TMGB-380-4</b>

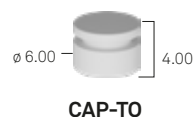
# REGISTRA technique

## Transfer screws

	ø 3.30 ●	ø 3.80 ●	ø 4.25 ●
Anatomical transfer screw for REGISTRA technique, height 5.00 mm.			
	<b>A-TO-330-5</b>	<b>A-TO-380-5</b>	<b>AS-TO-425-5</b>
Anatomical transfer screw for REGISTRA technique, height 7.00 mm.			
	<b>A-TO-330-7</b>	<b>A-TO-380-7</b>	<b>AS-TO-425-7</b>
Anatomical transfer screw for REGISTRA technique, height 9.00 mm.			
	<b>A-TO-330-9</b>	<b>A-TO-380-9</b>	<b>AS-TO-425-9</b>

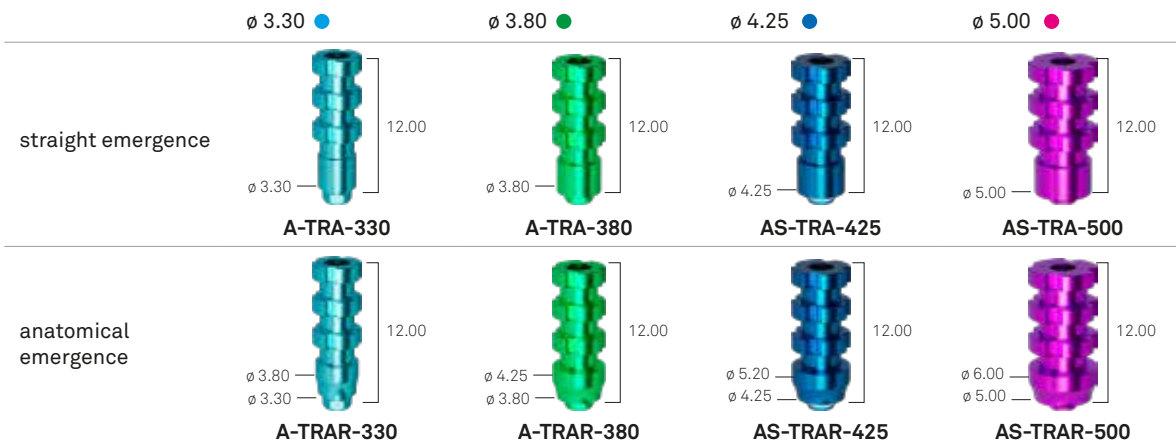
## Transfer cap

Universal cap for REGISTRA transfer screws



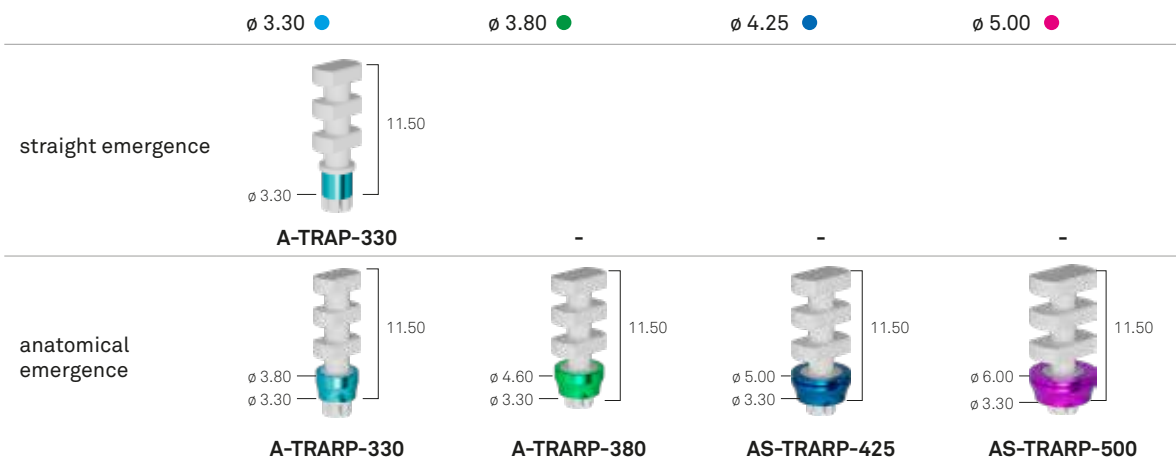
# Impression and model phase

## Pick-up transfers

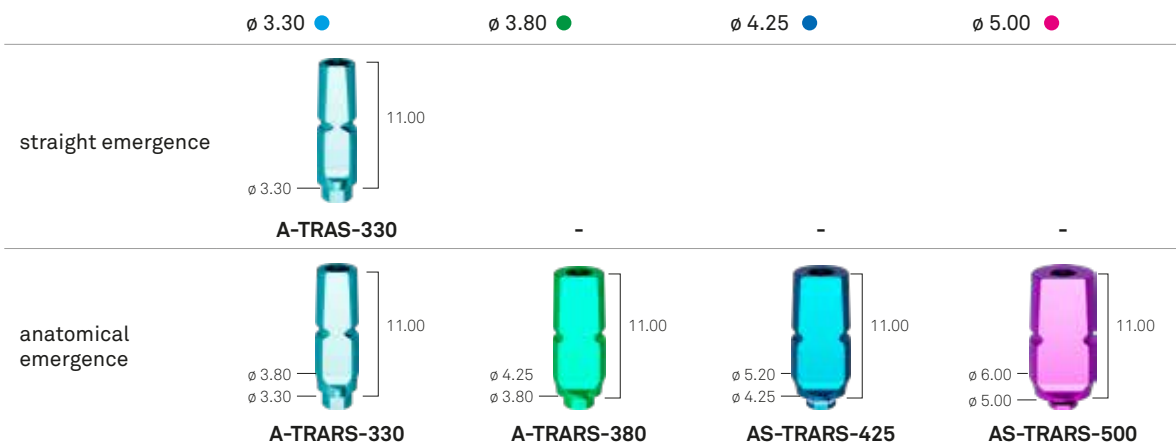


VTRA2-180-15 screw included.

## Pull-up transfers



## Closed-tray transfers



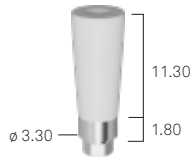
VTRA2-180-10 screw included.

## Analogs



# Provisional posts

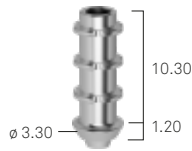
## SIMPLE in PEEK with titanium base



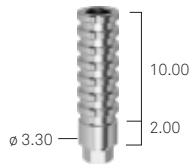
	ø 3.30 ●	ø 3.80 ●	ø 4.25 ●	ø 5.00 ●	
A-MPSC-330		-	-	-	repositionable, straight emergence
A-MPSCR-330		A-MPSCR-380	AS-MPSCR-425	AS-MPSCR-500	repositionable, anatomical emergence

VM2-180 fixation screw included.

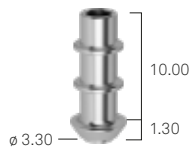
## SIMPLE in titanium



	ø 3.30 ●	ø 3.80 ●	ø 4.25 ●	ø 5.00 ●	
A-MPSA-330-EX		A-MPSA-380-EX	-	-	repositionable, anatomical emergence
A-MPSA-330		A-MPSA-380	-	-	rotating, anatomical emergence



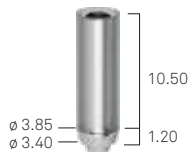
A-MPSCI-330-EX	A-MPSCI-380-EX	AS-MPSCI-425-EX	AS-MPSCI-500-EX		repositionable, straight emergence
A-MPSCI-330	A-MPSCI-380	AS-MPSCI-425	AS-MPSCI-500		rotating, straight emergence



A-MPS-330	A-MPS-380	-	-		rotating, wide emergence
-----------	-----------	---	---	--	--------------------------

VM2-180 fixation screw included.

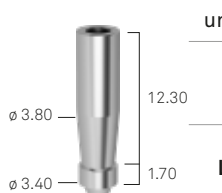
## In titanium with castable sleeve



	ø 3.30 ●	ø 3.80 ●	ø 4.25 ●	ø 5.00 ●	
A-CTI-330		A-CTI-380	-	-	rotating
A-CCI-S		A-CCI-S	-	-	spare castable PMMA sleeve, fixation screw not included

Vite VM2-180 inclusa.

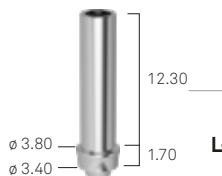
## Posts for luting technique



unique platform

**L-CT-340-ROT** Gr. 5 titanium posts, h 14.00 mm, straight emergence

**L-CCRCO-340-ROT** Cobalt chrome titanium posts, h 14.00 mm, straight emergence



**L-CTR-340-ROT** Gr. 5 titanium posts, h 14.00 mm, anatomical emergence

**L-CCROR-340-ROT** Cobalt chrome posts, h 14.00 mm, anatomical emergence

L-VMS-180 screw included.

# Premade posts

## Straight

straight emergence

ø 3.30 ●

ø 3.80 ●

ø 4.25 ●

ø 5.00 ●

transgingival h 1.00



**A-MD-330-1**



**A-MD-380-1**



**AS-MD-425-1**



**AS-MD-500-1**

transgingival h 2.00



**A-MD-330-2**



**A-MD-380-2**



**AS-MD-425-2**

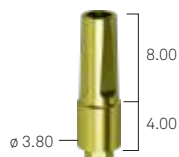


**AS-MD-500-2**


transgingival h 4.00



**A-MD-330-4**



**A-MD-380-4**




**AS-MD-425-4**



**AS-MD-500-4**

anatomical emergence

transgingival h 1.00



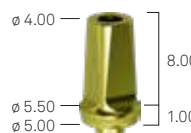
**A-MDR-330-1**



**A-MDR-380-1**




**AS-MDR-425-1**



**AS-MDR-500-1**

transgingival h 2.00



**A-MDR-330-2**



**A-MDR-380-2**




**AS-MDR-425-2**




**AS-MDR-500-2**

transgingival h 4.00



**A-MDR-330-4**



**A-MDR-380-4**



**AS-MDR-425-4**



**AS-MDR-500-4**

VM2-180 fixation screw included.

## Angled

ø 3.30 ●

ø 3.80 ●

ø 4.25 ●

ø 5.00 ●

angled at 15°,  
straight emergence  
transgingival h 1.75



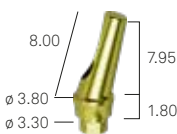
**A-MA15-330**

-

-

-

angled at 15°,  
anatomical  
emergence  
transgingival h 1.80



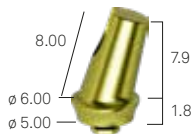
**A-MAR15-330**



**A-MAR15-380**



**AS-MAR15-425**



**AS-MAR15-500**

angled at 25°,  
anatomical  
emergence  
transgingival h 1.80

-



**A-MAR25-380**



**AS-MAR25-425**

-

VM2-180 fixation screw included.

## Shoulderless premade straight posts

ø 3.30 ●

ø 3.80 ●

ø 4.25 ●

ø 5.00 ●

repositionable  
h 15.00



**A-MD-330-15**

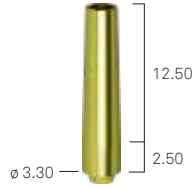


**A-MD-380-15**

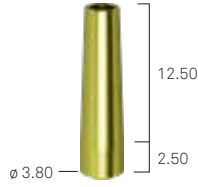
-

-

rotating  
h 15.00



**A-MD-330-15-ROT**



**A-MD-380-15-ROT**

-

-


L-VMS-180 fixation screw included.

## Prosthetic solutions for vertical technique

### For vertical technique


unique platform

Gr. 5 titanium healing abutments




**A-TMG-MEFL-330**

REEF resin posts,  
repositionable\*




**A-PPF-330-EX**

REEF resin posts, rotating\*



**A-PPF-330**

Gr. 5 titanium preparable posts



**A-MEFL-330**

impression cap  
pack of 5 pcs.



**CAP-MEFL-5**

Resin and preparable posts: fixation screw VM2-180 included.

\*Not available in USA

# Preparable posts

## Straight

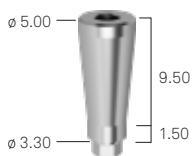
ø 3.30 ●

ø 3.80 ●

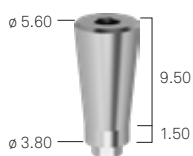
ø 4.25 ●

ø 5.00 ●

straight emergence



**A-MF-330**



**A-MF-380**



**AS-MF-425**

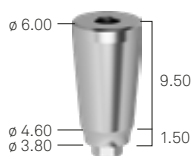


**AS-MF-500**


anatomical emergence




**A-MFR-330**



**A-MFR-380**



**AS-MFR-425**



**AS-MFR-500**

VM2-180 fixation screw included.

## Precut

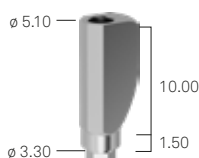
ø 3.30 ●

ø 3.80 ●

ø 4.25 ●

ø 5.00 ●

straight emergence



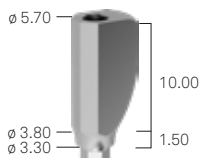
**A-MFP-330**

-

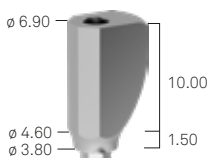
-

-

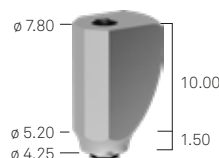
anatomical emergence



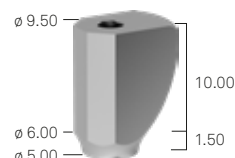
**A-MFPR-330**



**A-MFPR-380**



**AS-MFPR-425**



**AS-MFPR-500**

VM2-180 fixation screw included.

## SIMPLE

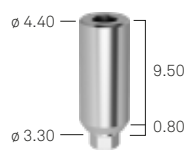
ø 3.30 ●

ø 3.80 ●

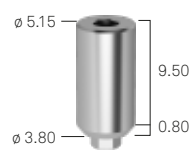
ø 4.25 ●

ø 5.00 ●

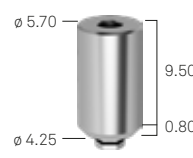
very wide emergence



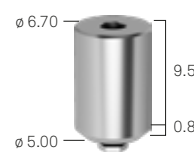
**A-MFS-330**



**A-MFS-380**



**AS-MFS-425**



**AS-MFS-500**

VM2-180 fixation screw included.

# XA prosthetic range - Cemented prosthesis

## Posts for XA cemented restorations

transgingival h

ø 3.30 ●

ø 3.80 ●

ø 4.25 ●

ø 5.00 ●

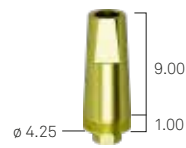
1.00 mm



SH-MD-F-330-1



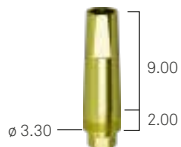
SH-MD-F-380-1




SH-MD-F-425-1

-

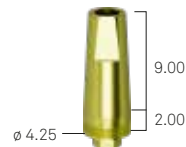
2.00 mm



SH-MD-F-330-2



SH-MD-F-380-2



SH-MD-F-425-2

-

L-VMS-180 fixation screw included.

## Components for XA cemented restorations

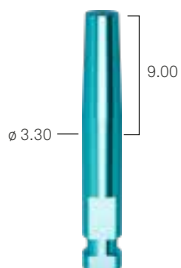
ø 3.30 ●

ø 3.80 ●

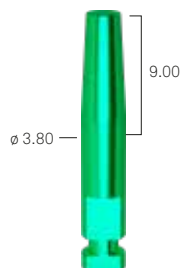
ø 4.25 ●

ø 5.00 ●

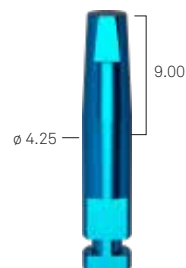
analog



SH-ANA-MD-F-330



SH-ANA-MD-F-380



SH-ANA-MD-F-425

-

transfer



SH-TRA-MD-F-330



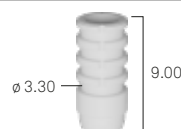
SH-TRA-MD-F-380



SH-TRA-MD-F-425

-

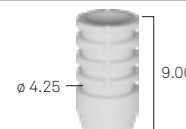
PEEK caps



SH-CP-MD-F-330



SH-CP-MD-F-380




SH-CP-MD-F-425

-

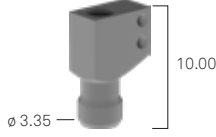






# XA prosthetic range - Screw retained prosthesis

## Posts for screw retained restorations

h	∅ 3.30 ●	∅ 3.80 ●
4.50 mm	 4.70 ∅ 3.30	 4.70 ∅ 3.80
	<b>A-ABU-F-TS-330-4</b>	<b>SH-ABU-F-TS-380-4</b>
5.50 mm	 5.50 ∅ 3.30	 5.50 ∅ 3.80
	<b>A-ABU-F-TS-330-5</b>	<b>SH-ABU-F-TS-380-5</b>
6.50 mm	 6.50 ∅ 3.30	 6.50 ∅ 3.80
	<b>A-ABU-F-TS-330-6</b>	<b>SH-ABU-F-TS-380-6</b>



H 4.50 mm post: mm: SH-VABU180-200-4 screw included.  
 H 5.50 mm post: SH-VABU180-200-5 screw included.  
 H 6.50 mm post: SH-VABU180-200-6 screw included.

## XA components for digital prosthesis

	unique platform
scanbodies for laboratory and intraoral use in titanium for XA posts	 10.00 ∅ 3.35 <b>XA-INT-CAMTRA-L</b>
digital analog for XA abutment	 4.00 ∅ 3.50 <b>XA-ANABU-DIG</b>
titanium premilled posts for XA abutment <b>XA-CAMT-ABU-12-SW</b>	 20.00 ∅ 11.50
cobalt chrome premilled posts for XA abutment <b>XA-CAMT-ABU-12-SW</b>	 20.00 ∅ 11.50
T-Connect for multiple crowns, XA abutment, prof. 1.0	 5.30 <b>XA-TCIN-10-ROT</b>
T-Connect for multiple crowns, XA abutment	 5.30 <b>XA-TCIN-ROT</b>
T-Connect for single crown XA abutment	 5.30 <b>XA-TCIN</b>

Scanbody and premilled: A-PLAIN-VP200 screw included.  
 Analog: VADIG-180 screw included.

## Laboratory components for XA screw retained restorations

	unique platform
analog	 4.00 ∅ 3.50 <b>SH-ANABU-F-380</b>
transfers	 8.50 ∅ 4.50 <b>SH-TRABU-F-380</b>
castable sleeves, repositionable	 10.00 ∅ 4.50 <b>SH-CCABU-F-380</b>
castable sleeves, rotating	 10.00 ∅ 4.50 <b>SH-CCABU-F-380-ROT</b>
PEEK healing cap	 <b>SH-CG-ABU-F-380</b>
Gr. 5 titanium sleeves, repositionable	 10.00 ∅ 3.90 <b>SH-CTABU-F-380</b>
Gr. 5 titanium sleeves, rotating	 10.00 ∅ 3.90 <b>SH-CTABU-F-380-ROT</b>
caps for luting technique	 <b>CAP-TS-DEF</b>

Transfer: SH-VTRABU-F-200 screw included.  
 Castable and titanium sleeves: A-PLAIN-VP200 screw included.

# Castable posts

## With a metal base

	ø 3.30 ●	ø 3.80 ●	ø 4.25 ●	ø 5.00 ●
cobalt chrome base, repositionable	 A-UCRCO-330-EX	 A-UCRCO-380-EX	 AS-UCRCO-425-EX	 AS-UCRCO-500-EX
cobalt chrome base, rotating	 A-UCRCO-330	 A-UCRCO-380	 AS-UCRCO-425	 AS-UCRCO-500
titanium base, rotating <i>only for titanium fusions</i>	 A-UCTR-330-EX	 A-UCTR-380-EX	-	-
spare castable sleeve, fixation screw not included	 A-CCUCR-330	 A-CCUCR-380	 AS-CCUCR-425	 AS-CCUCR-500

VM2-180 fixation screw included.


## Fully castable

	ø 3.30 ●	ø 3.80 ●	ø 4.25 ●	ø 5.00 ●
repositionable, straight emergence	 A-CC-330-EX	 A-CC-380-EX	-	-
repositionable, anatomical emergence	 A-CCR-330-EX	 A-CCR-380-EX	 AS-CCR-425-EX	 AS-CCR-500-EX
rotating, straight emergence	 A-CC-330	 A-CC-380	-	-
rotating, anatomical emergence	 A-CCR-330	 A-CCR-380	 AS-CCR-425	 AS-CCR-500

VM2-180 fixation screw included.

# Solutions with angled screw hole

These solutions have a distinctive morphology, featuring a lateral window or an adjustable element that allows for the displacement of the hole for the passing screw to either the palatal or lingual position, thus avoiding unaesthetic vestibular holes.



## Angled screw hole Interfase

	ø 3.30 ●	ø 3.80 ●	ø 4.25 ●	ø 5.00 ●
rotating	 <b>IND3PKR330/TIA</b>	 <b>IND3PKR380/TIA</b>	-	-
repositionable	 <b>IND3PKH330/TIA</b>	 <b>IND3PKH380/TIA</b>	-	-

A-VMA-180 fixation screw not included.

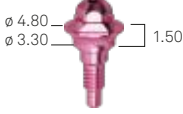



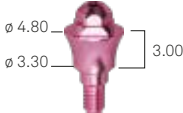
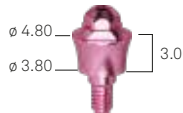

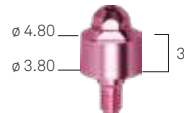
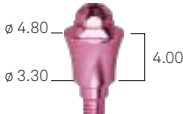
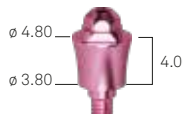

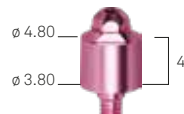
## Angled screw hole Abutment

	ø 3.30 ●	ø 3.80 ●	ø 4.25 ●	ø 5.00 ●
cobalt chrome base, repositionable	 <b>PD3PKH330/CC</b>	 <b>PD3PKH380/CC</b>	-	-
cobalt chrome base, rotating	 <b>PD3PKR330/CC</b>	 <b>PD3PKR380/CC</b>	-	-
fully castable, repositionable	 <b>PD3PKH330/P</b>	 <b>PD3PKH380/P</b>	-	-
fully castable, rotating	 <b>PD3PKR330/P</b>	 <b>PD3PKR380/P</b>	-	-

Vite A-VMA-180 fixation screw not included.


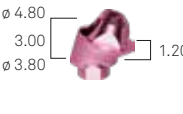
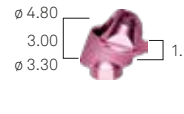
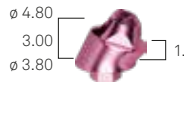

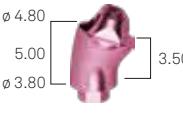
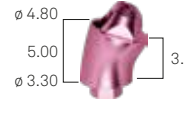
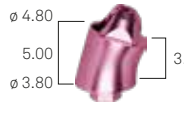

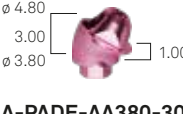









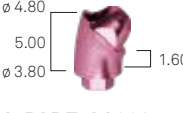
# Prosthetic line PAD<sup>e</sup> (Aesthetic screw-retained disparallel prosthesis)

## Straight PADe abutments, for direct screwing on implants

transgingival h	ø 3.30 ●	ø 3.80 ●	ø 4.25 ●	ø 5.00 ●
1.50 mm	 ø 4.80 ø 3.30 1.50 <b>A-PADE-AD330-15</b>	 ø 4.80 ø 3.80 1.50 <b>A-PADE-AD380-15</b>	 ø 4.80 ø 3.80 1.50 <b>AS-PADE-AD425-15</b>	 ø 4.80 ø 3.80 1.50 <b>AS-PADE-AD500-15</b>
3.00 mm	 ø 4.80 ø 3.30 3.00 <b>A-PADE-AD330-30</b>	 ø 4.80 ø 3.80 3.00 <b>A-PADE-AD380-15</b>	 ø 4.80 ø 3.80 3.00 <b>AS-PADE-AD425-30</b>	 ø 4.80 ø 3.80 3.00 <b>AS-PADE-AD500-30</b>
4.00 mm	 ø 4.80 ø 3.30 4.00 <b>A-PADE-AD330-40</b>	 ø 4.80 ø 3.80 4.00 <b>A-PADE-AD380-40</b>	 ø 4.80 ø 3.80 4.00 <b>AS-PADE-AD425-40</b>	 ø 4.80 ø 3.80 4.00 <b>AS-PADE-AD500-40</b>

Packaged with dedicated carrier: for intraoral screwing, use the specific driver AVV2-ABUT.

## Angled abutments

transgingival h	ø 3.30 ●	ø 3.80 ●	ø 4.25 ●	ø 5.00 ●
Angled at 17° transgingival h 3.00	 ø 4.80 3.00 ø 3.30 1.20 <b>A-PADE-AA330-173</b>	 ø 4.80 3.00 ø 3.80 1.20 <b>A-PADE-AA380-173</b>	 ø 4.80 3.00 ø 3.30 1.20 <b>AS-PADE-AA425-173</b>	 ø 4.80 3.00 ø 3.80 1.20 <b>AS-PADE-AA500-173</b>
Angled at 17° transgingival h 5.00	 ø 4.80 5.00 ø 3.30 3.50 <b>A-PADE-AA330-175</b>	 ø 4.80 5.00 ø 3.80 3.50 <b>A-PADE-AA380-175</b>	 ø 4.80 5.00 ø 3.30 3.50 <b>AS-PADE-AA425-175</b>	 ø 4.80 5.00 ø 3.80 3.50 <b>AS-PADE-AA500-175</b>
Angled at 30° transgingival h 3.00	 ø 4.80 3.00 ø 3.30 1.00 <b>A-PADE-AA330-303</b>	 ø 4.80 3.00 ø 3.80 1.00 <b>A-PADE-AA380-303</b>	 ø 4.80 3.00 ø 3.30 1.00 <b>AS-PADE-AA425-303</b>	 ø 4.80 3.00 ø 3.80 1.00 <b>AS-PADE-AA500-303</b>
Angled at 30° transgingival h 5.00	 ø 4.80 5.00 ø 3.30 2.50 <b>A-PADE-AA330-305</b>	 ø 4.80 5.00 ø 3.80 2.50 <b>A-PADE-AA380-305</b>	 ø 4.80 5.00 ø 3.30 2.50 <b>AS-PADE-AA425-305</b>	 ø 4.80 5.00 ø 3.80 2.50 <b>AS-PADE-AA500-305</b>
Angolati a 45° transgingival h 3.00	 ø 4.80 3.70 ø 3.30 0.30 <b>A-PADE-AA330-453</b>	 ø 4.80 3.70 ø 3.30 0.30 <b>A-PADE-AA380-453</b>	-	-
Angolati a 45° transgingival h 5.00	 ø 4.80 5.00 ø 3.30 1.60 <b>A-PADE-AA330-455</b>	 ø 4.80 5.00 ø 3.80 1.60 <b>A-PADE-AA380-455</b>	-	-

PADR-VM-180 screw included.

PADR-VTRAL-140-M carrier included: for intraoral screwing, use the dedicated screwdriver from the HSM series.

## P.A.D.r prosthetic components

### Healing caps

Titanium healing cap



**PADR-CG**

PEEK healing cap



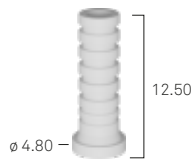
**PADR-CGP**

*PADR-CG: PAD-VP-140 screw included.*

*PADR-CGP: PAD-VCGP-140 screw included.*

### P.A.D.r. components for prosthesis relining and luting technique

PEEK sleeve, non engaging



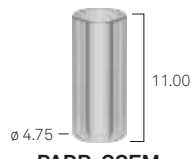
**PADR-CP**

Titanium sleeve, non engaging



**PADR-CT**

PMMA castable sleeve



**PADR-CCEM**

PMMA castable sleeve, non engaging



**PADR-CC**

Titanium sleeve without shoulder, for aesthetic reconstructions



**PADR-BAS**

*PEEK sleeve, Gr. 5 titanium and PMMA: PAD-VP-140 screw included.*

### Castable post with metal base

PMMA post with cobalt-chrome base, rotating



**PADR-UCRCO**

*PAD-VP-140 screw included.*


*Scanbody and sleeve for luting technique: PAD-VP-140 screw included. non engaging sleeve for luting technique for PADe abutment for angled screw hole: screw PAD-VPA-140 not included.*

*Digital analog: VADIG-180 screw included.*

*\*Use the dedicated screwdriver YV-CV-MAN-M.*

### Impression phase

Snap-on cap for impression



**PADR-CAP-EX**

Pick-up transfer, non engaging



**PADR-TRA**

Analog



**PADR-ANA**

*Pick up transfer: PAD-VTRAL-140 screw included*

### Components for CAD-CAM prosthesis

Intraoral scanbody



**PADR-INT-CAMTRA-L**

Intraoral scanbody for direct screw connection\*



**Y-AVV-SB-DIG-NX**

Digital analog for PADe abutment



**PADR-ANA-DIG**

Sleeve for luting technique non engaging for abutments PADe with cone h 4



**PADR-TC-M-4**

Sleeve for luting technique non engaging for abutments PADe with cone h 8 and reduction cut



**PADR-TC-M-8**

Sleeve for luting technique non engaging for abutment PADe for angled screw hole



**PADR-TCA-M**

Castable sleeve for PADR-TC-M and PADR-TC-M-8, non engaging



**PADR-TC-CC-M-8**

Engaging castable sleeve for PADR-TCA-M



**PADR-TC-CC-S-8**

# PLAIN B-Space prosthetic range

## Abutment

transgingival h

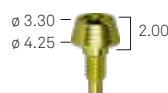
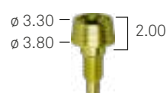
ø 3.30 ●

ø 3.80 ●

ø 4.25 ●

ø 5.00 ●

2.00 mm



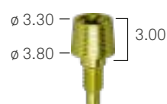
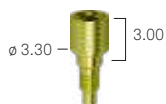
**A-PLAIN-ABU330-2**

**A-PLAIN-ABU-380C-2**

**AS-PLAIN-ABU-425C-2**

**AS-PLAIN-ABU-500C-2**

3.00 mm



**A-PLAIN-ABU330-3**

**A-PLAIN-ABU-380C-3**

**AS-PLAIN-ABU-425C-3**

**AS-PLAIN-ABU-500C-3**

4.00 mm



**A-PLAIN-ABU330-4**

**A-PLAIN-ABU-380C-4**

**AS-PLAIN-ABU-425C-4**

**AS-PLAIN-ABU-500C-4**

## Components for overstructure

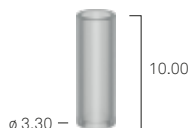
unique platform

healing cap



**A-PLAIN-CG330**

castable sleeve



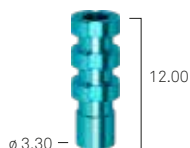
**A-PLAIN-CC330**

Gr. 5 titanium sleeve



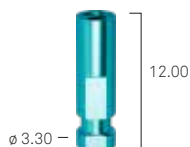
**A-PLAIN-CT330**

Pick-up transfer



**A-PLAIN-TRA-330**

analog



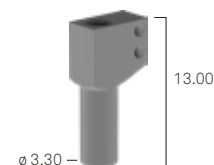
**A-PLAIN-ANA-330**

Castable and titanium sleeves: A-PLAIN-VP200 fixation screw included.  
Pick-up transfers: A-PLAIN-VTRA200 fixation screw included.

## Components for digital prosthesis

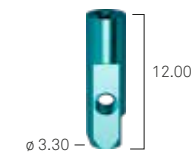
unique platform

Titanium scanbody for laboratory and intraoral use, for PLAIN B-Space abutment



**A-INT-CAMTRA-PLAIN-L**

Digital analog for PLAIN B-Space abutment



**A-PLAIN-ANA-330-DIG**

PLAIN B-Space sleeve for luting technique h. 6.00 mm



**A-PLAIN-MDT-6**

PLAIN B-Space sleeve for luting technique h. 10.00 mm










**A-PLAIN-MDT-10**

Scanbody: A-PLAIN-VP200 screw included.  
Digital analog: VADIG-180 screw included.  
PLAIN B-Space sleeves for luting technique: screw not included.  
A-PLAIN-VP200 screw for straight hole or ABU-VMA-200 for angled screw hole available for separate ordering.


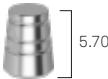




# Conico conometric prosthesis

## Conico straight posts







h	ø 3.30 ●	ø 3.80 ●
0.50	 A-MD-TS-330-05	-
1.00	 A-MD-TS-330-10	 A-MD-TS-380-10
2.00	 A-MD-TS-330-20	 A-MD-TS-380-20
3.00	 A-MD-TS-330-30	 A-MD-TS-380-30

VM2-180 fixation screw included.

## Conico components for digital prosthesis




cap for partial or full-arch fixed prosthesis	 CAP2-TS-DEF
non-rotating cap for single element	 CAP2-TS-IND
cap for the removal	 CAP2-TS-REM
PEEK transfer cap for direct impression on Conico abutment	 CAP2-TS-IMP
Conico post analog	 ANA2-MD-TS
cap with pin, to be used for intraoral welding (welding bars available upon request)	 CAP2-TS-PIN

## Conico angled posts

	ø 3.30 ●	ø 3.80 ●
angled at 7.5°	 A-MA07-TS-330-2	 A-MA07-TS-380-2
angled at 15°	 A-MA15-TS-330-2	 A-MA15-TS-380-2
angled at 22.5°	 A-MA20-TS-330-2	 A-MA20-TS-380-2

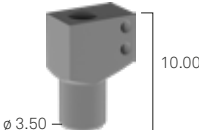

VM2-180 fixation screw included.

## Accessories for Conico system

parallelometer	 PAR-PP
parallelometer insert	 PAR-INS-AS
parallelometer driver	 CAP2-TS-PAR

Remember to always purchase the parallelometer with the insert relating to the implant connection on which it is to be used.

## Conico components for digital prosthesis

unique platform	
Titanium scanbody for laboratory and intraoral use, for Conico abutments	 C-INT-CAMTRA-L
Digital analog for Conico abutment	 ANA2-MD-TS-DIG

Digital analog: VADIG\_180 screw included.

# Components for digital prosthesis

## Scanbody for laboratory and intraoral use, titanium




Fixation screw VM2-180 included.

## Digital analog



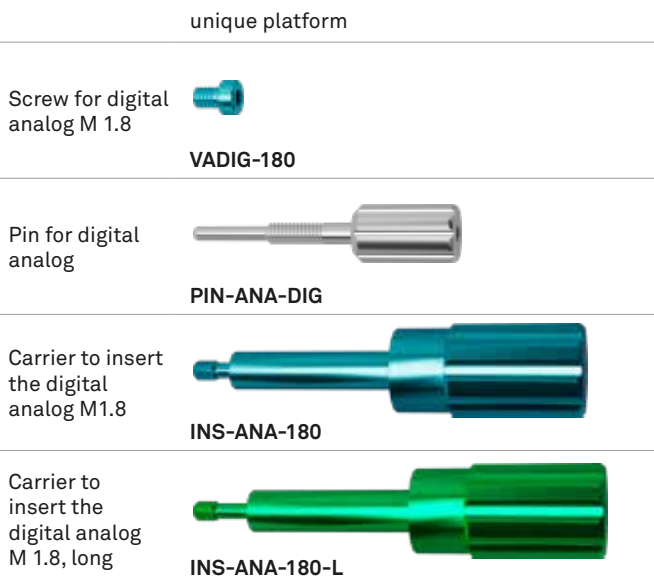
VADIG-180 screw included

## Components for special technique

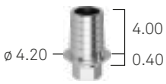
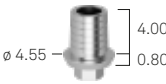


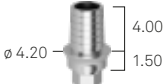

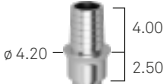

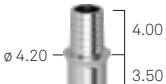

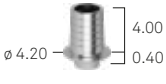
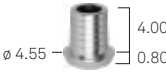

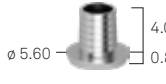
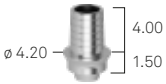
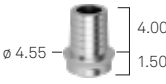
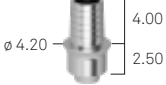





Scanbody for PLAIN abutment and scanbody for XA posts: A-PLAIN-VP200 screw included.  
 Scanbody for P.A.D.r abutment: PAD-VP-140 screw included.  
 Digital analog: VADIG-180 screw included.

## Screws and screwdrivers for digital analog



## T-Connect with with 4.00 mm cementing cone height





	ø 3.30 ●	ø 3.80 ●	ø 4.25 ●	ø 5.00 ●
				
	<b>A-BASTZR-S-330-4</b>	<b>A-BASTZR-S-380-4</b>	<b>AS-BASTZR-S-425-4</b>	<b>AS-BASTZR-S-500-4</b>
repositionable			-	-
	<b>A-TCR-S-330-4-1</b>	<b>A-TCR-S-380-4-1</b>	-	-
			-	-
	<b>A-TCR-S-330-4-2</b>	<b>A-TCR-S-380-4-2</b>	-	-
			-	-
	<b>A-TCR-S-330-4-3</b>	<b>A-TCR-S-380-4-3</b>	-	-
rotating				
	<b>A-BASTZR-M-330-4</b>	<b>A-BASTZR-M-380-4</b>	<b>AS-BASTZR-M-425-4</b>	<b>AS-BASTZR-M-500-4</b>
			-	-
	<b>A-TCR-M-330-4-1</b>	<b>A-TCR-M-380-4-1</b>	-	-
			-	-
	<b>A-TCR-M-330-4-2</b>	<b>A-TCR-M-380-4-2</b>	-	-
			-	-
	<b>A-TCR-M-330-4-3</b>	<b>A-TCR-M-380-4-3</b>	-	-

VM2-180 fixation screw included.

## Sleeves for wax-up modeling on T-Connect

	ø 3.30 ●	ø 3.80 ●	ø 4.25 ●	ø 5.00 ●
total h 12.00 mm				
	<b>A-CCBAS-330-4</b>	<b>A-CCBAS-380-4</b>	<b>A-CCBAS-425-4</b>	<b>A-CCBAS-500-4</b>

## Angled screw hole Interface

	ø 3.30 ●	ø 3.80 ●
rotating		
	<b>IND3PKR330/TIA</b>	<b>IND3PKR380/TIA</b>
repositionable		
	<b>IND3PKH330/TIA</b>	<b>IND3PKH380/TIA</b>

A-VMA-180 fixation screw not included.



# Unica T-Connect

ø 3.30 ●

ø 3.80 ●

ø 4.25 ●

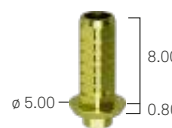
ø 5.00 ●



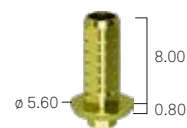
**A-TC-UNI-330**



**A-TC-UNI-380**




**AS-TC-UNI-425**




**AS-TC-UNI-500**


repositionable



**A-TC-UNI-330-1**



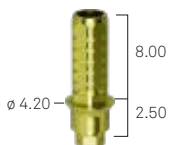
**A-TC-UNI-380-1**



**AS-TC-UNI-425-1**




**AS-TC-UNI-500-1**



**A-TC-UNI-330-2**




**A-TC-UNI-380-2**




**AS-TC-UNI-425-2**




**AS-TC-UNI-500-2**




**A-TC-UNI-330-3**



**A-TC-UNI-380-3**



**AS-TC-UNI-425-3**



**AS-TC-UNI-500-3**



**A-TC-UNI-330-ROT**



**A-TC-UNI-380-ROT**

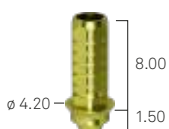


**AS-TC-UNI-425-ROT**



**AS-TC-UNI-500-ROT**

rotating



**A-TC-UNI-330-1-ROT**



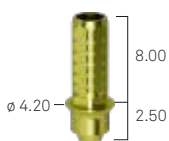
**A-TC-UNI-380-1-ROT**



**AS-TC-UNI-425-1-ROT**



**AS-TC-UNI-500-1-ROT**



**A-TC-UNI-330-2-ROT**



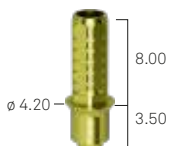
**A-TC-UNI-380-2-ROT**



**AS-TC-UNI-425-2-ROT**




**AS-TC-UNI-500-2-ROT**



**A-TC-UNI-330-3-ROT**



**A-TC-UNI-380-3-ROT**



**AS-TC-UNI-425-3-ROT**



**AS-TC-UNI-500-3-ROT**









VM2-180 fixation screw included.

The angled hole screw must always be ordered separately A-VMA-180 because it is not included in the Interfase package. If you do not have the appropriate screwdriver DSPDCLH-24 or DSPDCLH-32, please order it separately.



# Components for chairside digital prosthesis





## Chairside T-Connect supports with 5.00 mm h cementation cone

transgingival h	ø 3.30 ●	ø 3.80 ●	ø 4.25 ●	ø 5.00 ●
	 ø 3.90 — 4.70 0.40	 ø 4.30 — 4.70 0.70	 ø 5.00 — 4.70 0.70	 ø 5.60 — 4.70 0.70
	<b>A-TCS-330S-C</b>	<b>A-TCS-380S-C</b>	<b>AS-TCS-425L-C</b>	<b>AS-TCS-500L-C</b>
1.50 mm	 ø 3.90 — 4.70 1.50	 ø 4.30 — 4.70 1.50	-	-
	<b>A-TCS-330S-C-15</b>	<b>A-TCS-380S-C-15</b>	-	-
2.50 mm	 ø 3.90 — 4.70 2.50	 ø 4.30 — 4.70 2.50	-	-
	<b>A-TCS-330S-C-25</b>	<b>A-TCS-380S-C-25</b>	-	-

VM2-180 fixation screw included.



## Premilled

### for implants, in titanium

	ø 3.30 ●	ø 3.80 ●	ø 4.25 ●	ø 5.00 ●
repositionable	 ø 11.50 — 20.00	 ø 11.50 — 20.00	 ø 11.50 — 20.00	 ø 11.50 — 20.00
titanium	<b>A-CAMT-330-12-SW</b>	<b>A-CAMT-380-12-SW</b>	<b>AS-CAMT-425-12-SW</b>	<b>AS-CAMT-500-12-SW</b>
cobalt-chrome	-	<b>A-CAMC-380-12-SW</b>	<b>AS-CAMC-425-12-SW</b>	<b>AS-CAMC-500-12-SW</b>


VM2-180 fixation screw included.

### Platform level

	piattaforma unica	
repositionable	 ø 9.90 — 26.00	 ø 9.90 — 26.00
titanium	<b>A-CAMTABU330-CRE</b>	<b>A-CAMTABU380-CRE</b>

VM2-180 fixation screw included.

### for XA abutment, in titanium

	unique platform
repositionable	 ø 11.50 — 20.00
titanium	<b>XA-CAMT-ABU-12-SW</b>
cobalt-chrome	<b>XA-CAMC-ABU-12-SW</b>









A-PLAIN-VP200 fixation screw included.

# Solutions for overdenture

## Locator abutment

transgingival h	ø 3.30 ●	ø 3.80 ●
1.00 mm	 1.00 <b>1670</b>	 1.00 <b>1675</b>
2.00 mm	 2.00 <b>1671</b>	 2.00 <b>1676</b>
3.00 mm	 3.00 <b>1672</b>	 3.00 <b>1677</b>
4.00 mm	-	 4.00 <b>1678</b>
5.00 mm	 5.00 <b>1674</b>	 5.00 <b>1679</b>
6.00 mm	-	 6.00 <b>1680</b>



## Accessories for Locator abutment

	unique platform
4 aluminium analogs	 <b>8530</b>
4 aluminium transfers, 4 retainers cod. 8515 included	 <b>8505</b>
4 polyethylene parallelism pins	 <b>8517</b>
steel plate AISI 316 L	 <b>9530</b>
complete Locator Core Tool	 <b>8393</b>
steel push rod for inserting the retainers	 <b>8397</b>
steel driver for abutment screwing/unscrewing	 <b>8390</b>
retention jacket for the driver, to transfer the Locator abutments into the oral cavity	 <b>8394</b>

## Retainers and spacer rings for Locator abutments

	unique platform
low retention capacity for impression taking, black, in polyethylene, 4 pcs packaging	 <b>8515</b>
retention 5 lb = 2268 g, in nylon, disparallelisms up to 10° per side, 4 pcs packaging	 <b>8524</b>
retention 3 lb = 1361 g, in nylon, disparallelisms up to 10° per side, 4 pcs packaging	 <b>8527</b>
retention 1,5 lb = 680 g, in nylon, disparallelisms up to 10° per side, 4 pcs packaging	 <b>8529</b>
retention 4 lb = 1814 g, in nylon, disparallelisms up to 20° per side, 4 pcs packaging	 <b>8547</b>
retention 2 lb = 907 g, in nylon, disparallelisms up to 20° per side, 4 pcs packaging	 <b>8915</b>
retention 1 lb = 450 g, in nylon, disparallelisms up to 20° per side, 4 pcs packaging	 <b>8548</b>
spacer rings in silicon rubber, 20 pcs packaging	 <b>8514</b>
kit: 2 Gr. 5 titanium caps, 2 spacer rings, 2 black retainers and 2 nylon retainers for each of the 3 different retention capacities	 <b>8519-2</b>
kit: 2 Gr. 5 titanium caps, 2 spacer rings, 2 black retainers and 2 nylon retainers for each of the 3 different retention capacities meant for disparallelisms	 <b>8540-2</b>
kit: 2 Gr. 5 steel caps, 2 spacer rings, 2 black retainers and 2 nylon retainers for each of the 3 different retention capacities	 <b>8550-2</b>

## Screwdrivers for locator abutment







	unique platform
short	 <b>8926-SW</b>
long	 <b>8927-SW</b>

## Locator R-Tx abutment\*









transgingival h	ø 3.30 	ø 3.80 
1.00 mm	 ø 3.30 — 1.00 <b>31110-01</b>	 ø 3.80 — 1.00 <b>31111-01</b>
2.00 mm	 ø 3.30 — 2.00 <b>31110-02</b>	 ø 3.80 — 2.00 <b>31111-02</b>
3.00 mm	 ø 3.30 — 3.00 <b>31110-03</b>	 ø 3.80 — 3.00 <b>31111-03</b>
4.00 mm	 ø 3.80 — 4.00 <b>31110-04</b>	 ø 3.80 — 4.00 <b>31111-04</b>
5.00 mm	 ø 3.30 — 5.00 <b>31110-05</b>	 ø 3.80 — 5.00 <b>31111-05</b>
6.00 mm	 ø 3.80 — 6.00 <b>31110-06</b>	 ø 3.80 — 6.00 <b>31111-06</b>

\* All-in-One packaging that includes an abutment, a spacer ring, a cap, and an insert for each retention (gray, blue, pink, white).

## Caps and retainer for Locator R-Tx abutment

	unique platform
pack of 4 caps and 4 black retainers for impression taking	 <b>30013</b>
grey, without retention, pack of 4 pcs	 <b>30001</b>
blue, low retention, pack of 4 pcs	 <b>30002</b>
pink, medium retention, pack of 4 pcs	 <b>30003</b>
white, high retention, pack of 4 pcs	 <b>30004</b>
black, for the impression taking, pack of 4 pcs	 <b>30012</b>

## Accessories for Locator R-Tx abutment

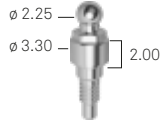
	unique platform
aluminium analogs for abutments ø 3.35 mm, pack of 4 pcs	 <b>30014</b>
aluminium analogs for abutments ø 4.00, pack of 4 pcs	 <b>30015</b>
aluminium analogs for abutments ø 5.00, pack of 4 pcs	 <b>30016</b>
transfers with low retention, pack of 4 pcs	 <b>30017</b>
spacer rings for relining phase, pack of 4 pcs	 <b>30018</b>
Locator core tool for Locator R-Tx	 <b>30021</b>
RA screwdriver for Locator R-Tx, hex 1.25 mm	 <b>08008</b>
digital screwdriver for Locator R-Tx, hex 1.25 mm	 <b>08007</b>

## Ball attachments

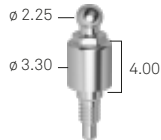
ø 3.30 ●



**A-AS-330-1**




**A-AS-330-2**

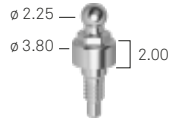


**A-AS-330-4**

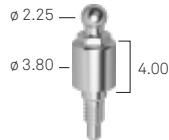
ø 3.80 ●



**A-AS-380-1**



**A-AS-380-2**



**A-AS-380-4**

## Analog for ball attachments

unique platform



**ANAS**

## Bars

castable bar, l 5.00 cm, h 3.00 mm, thickness 2.20 mm, ovoid-shaped profile with spacer



**BARC-CAV-TIT**

divisible bar attachment in titanium for oval bars, h 3.00 mm, thickness 2.20 mm



**CAV-TIT**

castable bar, l 5.00 cm, ø 2.20 mm



**BARC**

bar attachment in gold alloy for round bars ø 2.20 mm



**CAV-375**

## Caps for ball attachments

unique platform

polyamide cap



**CAP-TFL-1**

steel container for polyamide cap external diameter ø 4.80 mm



**CONT-CAP-TFL-1**

Gr. 5 titanium cap with cap in two parts, retention spring titanium and plastic, plastic mounting ring



**CAP-TIT-1**

spare plastic ring



**AN-CAP-TIT-1**

spare steel spring, average hardness



**MOL1-CAP-TIT-1**

spare steel spring, soft



**MOL2-CAP-TIT-1**

gold alloy cap, with 3 plastic rings and a tin spacer for the lab




**CAP-1**

# Clinical and laboratory prosthetic screws

## Standard fixation screws

	VM2-180	
	VM2-180-10	10 pcs packaging




## Conical support fixation screws

	L-VMS-180	
	L-VMS-180-10	10 pcs packaging

## Fixation screw for angled screw hole

	A-VMA-180	
---	-----------	--







## Screws for Pick-up transfer

	VTRA2-180-15	h 15.00
	VTRA2-180-20	h 20.00
	VTRA2-180-MAN	for manual screwing

## Screws for closed-tray transfers

	VTRA2-180-10	h 10.00
--	--------------	---------

## Screws for XA technique

	SH-VABU180-200-4	for post h. 4.50 for screw-retained prosthesis
	SH-VABU180-200-5	for post h. 5.50 for screw-retained prosthesis
	SH-VABU180-200-6	for post h. 6.50 for screw-retained prosthesis
	A-PLAIN-VP200	for cemented prosthesis
	L-VMS-180	for cemented prosthesis
	SH-VTRABU-F-200	transfer screw for XA abutment








## Recommended torque for tightening prosthetic components

8-10 Ncm	surgical cover screws, healing abutments, transfer screws
20-25 Ncm	prosthetic screws
25-30 Ncm	direct screwing on implants prosthetic components
8-10 Ncm	transfer screws




### Warning

Fixation screws are always included in the packaging of each prosthetic component, unless otherwise indicated. Please use laboratory screws for laboratory phases and keep the screw included with the prosthetic component for the final fastening in the patient's mouth.





## Screws for PAdE abutments

	PADR-VM-180	for PAdE abutment
	PADR-VM-180-10	for PAdE abutment 10 pcs packaging
	PAD-VTRAL-140	for Pick-up transfer, long
	PAD-VTRA-140	for Pick-up transfer, standard
	PAD-VTRAL-140-MAN	for Pick-up transfer, manual screwing
	PAD-VP-140	for prosthetic components on PAdE abutments
	PAD-VP-140-10	for prosthetic components on PAdE abutments 10 pcs packaging
	PAD-VPA-140	fixation screw for PADR-TCA-M to use with the dedicated screwdriver DSPDCLH-24 and DSPDCLH-32
	PADR-VTRAL-140-M	carrier for PAdE

## Screws for CAD-CAM prosthesis

	A-PLAIN-VP200	for PLAIN abutment
	A-PLAIN-VP200-10	for PLAIN abutment, 10 pcs packaging
	A-PLAIN-VTRA200	for PLAIN abutment Pick-up transfers
	ABU-VMA-200	for angled screw hole

## Screws for CAD-CAM prosthesis

	A-CAMTVABU180	for zirconium oxide single crowns and ECHO overstructures
	PAD-VCAM140	for zirconium oxide overstructure on abutment PAdE
	CAMPRON205-10	spare ring washers for the head of the screw
	VADIG-180	locking screw for digital analogs



rev.10-25



**Sweden & Martina S.p.A.**  
Via Veneto, 10  
35020 Due Carrare (PD), Italy  
Tel. +39.049.9124300  
info@sweden-martina.com  
www.sweden-martina.com

**Sweden & Martina Ltd**  
Unit 1b  
Amberley Court, Whitworth Road  
Crawley, West Sussex, RH11 7XL  
Toll free 0800 1123575  
info.uk@sweden-martina.com

**Authorized Distributor**  
**Sweden & Martina Inc.**  
78 John Miller Way  
Unit 1021 - Kearny, New Jersey 07032  
Toll free 1-844-8MARTINA (1-844-862-7846)  
info.us@sweden-martina.com

**Sweden & Martina Mediterranea S.L.**  
España - info.es@sweden-martina.com  
Sweden & Martina Lda  
Portugal - info.pt@sweden-martina.com  
Sweden Martina Romania srl - România  
info.ro@sweden-martina.com

[www.sweden-martinainc.com](http://www.sweden-martinainc.com)

#### **SOME PRODUCTS MAY NOT BE REGULATORY/RELEASED FOR SALE IN ALL MARKETS.**

The implants, standard prosthetic components and surgical instruments contained in this issue are Medical devices and are manufactured by Sweden & Martina S.p.A. except for:

- the Locator Abutment and related components which are medical devices manufactured by Zest Anchors, Inc., 2875 Loker Avenue East, Carlsbad, CA 92010, USA. Locator is a trademark by Zest Anchors, Inc.
- The TWL torque wrench with control lever and its adapter are medical devices manufactured by Elos Medtech Pinol A/S, Engvej 33, 3330 Gorlose, Denmark.

They conform to the ISO 9001 and ISO 13485 standards and are certified with the CE in compliance with Regulation (EU) Medical Devices n. 2017/745.  
The Sweden & Martina plant manufactures Medical Devices in compliance with the CGMPs in force in the USA and in other countries worldwide.



All trademarks herein are the property of Sweden & Martina S.p.A. unless otherwise indicated.  
This material is intended for laboratories and clinicians and is not intended for patient distribution.  
This material is not to be redistributed, duplicated, or disclosed without the express written consent of Sweden & Martina S.p.A.  
For additional product information, including indications, contraindications, warnings, precautions, and potential adverse effects, see Sweden & Martina S.p.A. website.

The contents are updated at the time of publication. Check with the company for any subsequent updates.